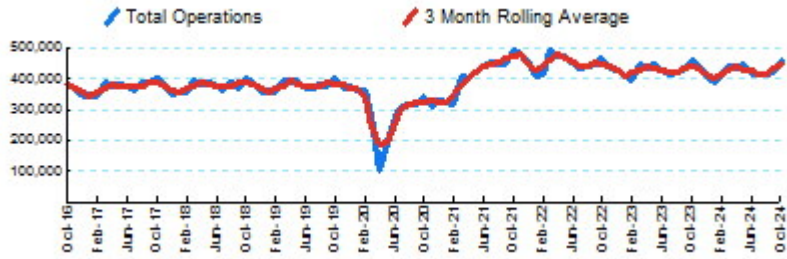


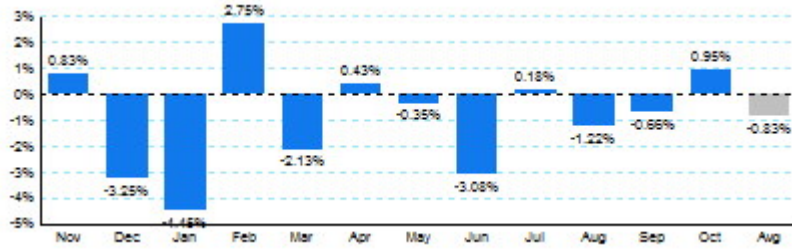


1.Total Business Jet Operations



Source: ETMSC
Note: Operations refer to arrivals and departures.

2.Year Over Year Change in Business Jet Operations
Nov 23 - Oct 24 vs. Nov 22 - Oct 23



Source: ETMSC

3.Monthly Trends

Month	Total			Domestic			International		
	2023-2024	2022-2023	Change	2023-2024	2022-2023	Change	2023-2024	2022-2023	Change
Nov	441,062	437,452	0.83%	375,362	372,284	0.83%	65,700	65,168	0.82%
Dec	413,422	427,326	-3.25%	346,972	357,666	-2.99%	66,450	69,660	-4.61%
Jan	391,882	410,146	-4.45%	324,236	342,222	-5.26%	67,646	67,924	-0.41%
Feb	407,026	396,146	2.75%	343,466	334,066	2.81%	63,560	62,080	2.38%
Mar	440,950	450,536	-2.13%	365,530	376,892	-3.01%	75,420	73,644	2.41%
Apr	434,356	432,482	0.43%	368,116	363,492	1.27%	66,240	68,990	-3.99%
May	445,256	446,806	-0.35%	384,132	379,868	1.12%	61,124	66,938	-8.69%
Jun	414,904	428,102	-3.08%	357,112	363,440	-1.74%	57,792	64,662	-10.62%
Jul	414,196	413,462	0.18%	360,864	349,292	3.31%	53,332	64,170	-16.89%
Aug	417,066	422,236	-1.22%	365,200	362,910	0.63%	51,866	59,326	-12.57%
Sep	422,950	425,780	-0.66%	373,296	369,168	1.12%	49,654	56,612	-12.29%
Oct	463,824	459,446	0.95%	410,440	398,786	2.92%	53,384	60,660	-11.99%
Total	5,106,894	5,149,920	-0.84%	4,374,726	4,370,086	0.11%	732,168	779,834	-6.11%

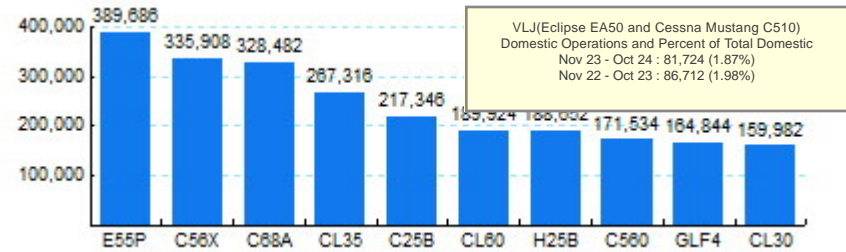
Source: ETMSC
Note: International flights include US to Foreign, Foreign to US and all foreign operations.

4.Overall Trends (Calendar Year)

Year	Total			Domestic		International	
	Operations	Change	Operations	Change	Operations	Change	
2014	4,235,910		3,627,038		708,872		
2015	4,291,174	1.30%	3,605,060	2.21%	686,114	-3.21%	
2016	4,349,740	1.36%	3,667,338	1.73%	682,402	-0.54%	
2017	4,483,614	3.08%	3,793,700	3.45%	689,914	1.10%	
2018	4,520,968	0.83%	3,824,528	0.81%	696,440	0.95%	
2019	4,533,920	0.29%	3,836,578	0.32%	697,342	0.13%	
2020	3,501,192	-22.78%	3,033,148	-20.94%	468,044	-32.88%	
2021	5,099,528	45.65%	4,421,070	45.76%	678,458	44.96%	
2022	5,369,454	5.29%	4,577,730	3.54%	791,724	16.69%	
2023	5,139,626	-4.28%	4,362,470	-4.70%	777,156	-1.84%	
2024*	4,252,410		3,652,392		600,018		

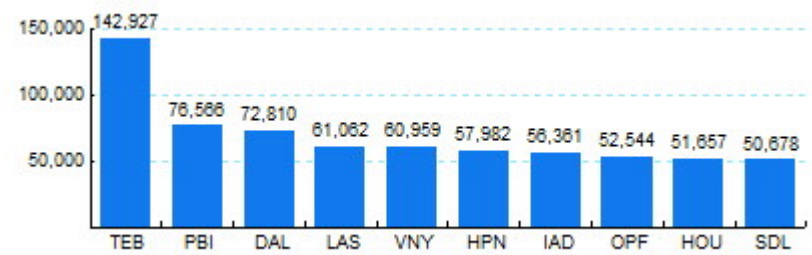
* - Year to date
Source: ETMSC
Note: International flights include US to Foreign, Foreign to US and all foreign operations.

5.Top Ten Aircraft for Domestic Business Jet Operations
Nov 23 - Oct 24



Source: ETMSC

6.Top Ten Airports for Domestic Business Jet Operations
Nov 23 - Oct 24



Source: ETMSC