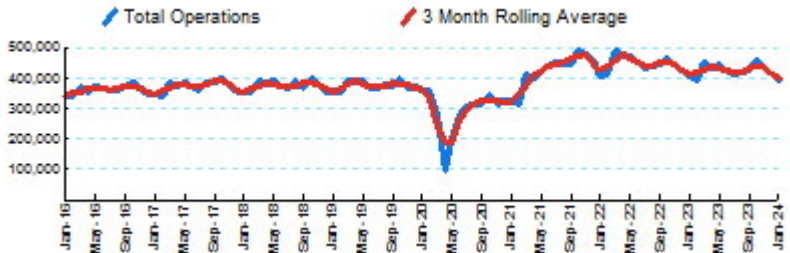
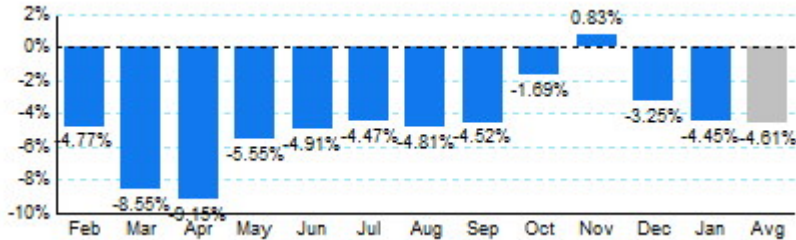




1.Total Business Jet Operations



2.Year Over Year Change in Business Jet Operations  
Feb 23 - Jan 24 vs. Feb 22 - Jan 23



3.Monthly Trends

Month	Total			Domestic			International		
	2023-2024	2022-2023	Change	2023-2024	2022-2023	Change	2023-2024	2022-2023	Change
Feb	391,882	410,146	-4.45%	324,236	342,222	-5.26%	67,646	67,924	-0.41%
Mar	391,882	410,146	-4.45%	324,236	342,222	-5.26%	67,646	67,924	-0.41%
Apr	391,882	410,146	-4.45%	324,236	342,222	-5.26%	67,646	67,924	-0.41%
May	391,882	410,146	-4.45%	324,236	342,222	-5.26%	67,646	67,924	-0.41%
Jun	391,882	410,146	-4.45%	324,236	342,222	-5.26%	67,646	67,924	-0.41%
Jul	391,882	410,146	-4.45%	324,236	342,222	-5.26%	67,646	67,924	-0.41%
Aug	391,882	410,146	-4.45%	324,236	342,222	-5.26%	67,646	67,924	-0.41%
Sep	391,882	410,146	-4.45%	324,236	342,222	-5.26%	67,646	67,924	-0.41%
Oct	391,882	410,146	-4.45%	324,236	342,222	-5.26%	67,646	67,924	-0.41%
Nov	391,882	410,146	-4.45%	324,236	342,222	-5.26%	67,646	67,924	-0.41%
Dec	391,882	410,146	-4.45%	324,236	342,222	-5.26%	67,646	67,924	-0.41%
Jan	391,882	410,146	-4.45%	324,236	342,222	-5.26%	67,646	67,924	-0.41%
Total	5,121,362	5,372,448	-4.67%	4,344,484	4,573,484	-5.01%	776,878	798,964	-2.76%

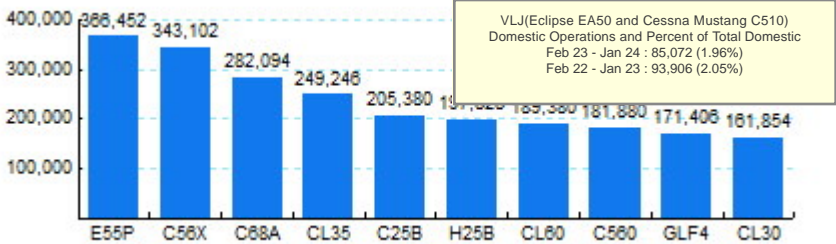
Source: ETMSC  
Note: International flights include US to Foreign, Foreign to US and all foreign operations.

4.Overall Trends (Calendar Year)

Total			Domestic		International	
Year	Operations	Change	Operations	Change	Operations	Change
2014	4,235,910		3,527,038		708,872	
2015	4,291,174	1.30%	3,605,060	2.21%	686,114	-3.21%
2016	4,349,740	1.36%	3,667,338	1.73%	682,402	-0.54%
2017	4,483,614	3.08%	3,793,700	3.45%	689,914	1.10%
2018	4,520,968	0.83%	3,824,528	0.81%	696,440	0.95%
2019	4,533,920	0.29%	3,836,578	0.32%	697,342	0.13%
2020	3,501,192	-22.78%	3,033,148	-20.94%	468,044	-32.88%
2021	5,099,528	45.65%	4,421,070	45.76%	678,458	44.96%
2022	5,369,454	5.29%	4,577,730	3.54%	791,724	16.69%
2023	5,139,626	-4.28%	4,362,470	-4.70%	777,156	-1.84%
2024*	391,882		324,236		67,646	

\* - Year to date  
Source: ETMSC  
Note: International flights include US to Foreign, Foreign to US and all foreign operations.

5.Top Ten Aircraft for Domestic Business Jet Operations  
Feb 23 - Jan 24



6.Top Ten Airports for Domestic Business Jet Operations  
Feb 23 - Jan 24

