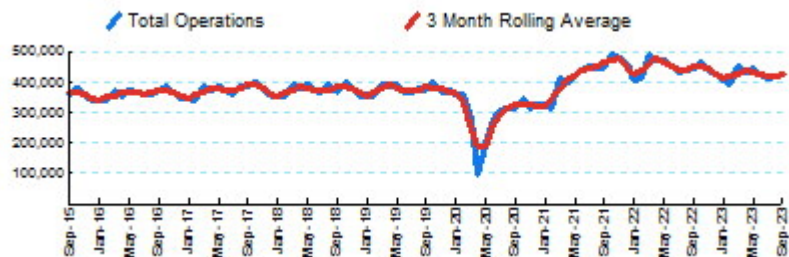
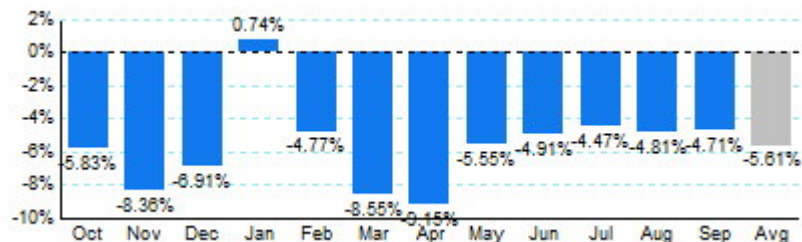




1.Total Business Jet Operations



2.Year Over Year Change in Business Jet Operations Oct 22 - Sep 23 vs. Oct 21 - Sep 22



3.Monthly Trends

Month	Total			Domestic			International		
	2022-2023	2021-2022	Change	2022-2023	2021-2022	Change	2022-2023	2021-2022	Change
Oct	467,328	496,238	-5.83%	407,108	434,386	-6.28%	60,220	61,852	-2.64%
Nov	437,452	477,342	-8.36%	372,284	410,554	-9.32%	65,168	66,788	-2.43%
Dec	427,326	459,058	-6.91%	357,666	390,574	-8.43%	69,660	68,484	1.72%
Jan	410,146	407,152	0.74%	342,222	346,468	-1.23%	67,924	60,684	11.93%
Feb	396,146	415,990	-4.77%	334,066	353,248	-5.43%	62,080	62,742	-1.06%
Mar	450,536	492,664	-8.55%	376,892	415,274	-9.24%	73,644	77,390	-4.84%
Apr	432,482	476,016	-9.15%	363,492	402,982	-9.80%	68,990	73,034	-5.54%
May	446,806	473,042	-5.55%	379,868	403,764	-5.92%	66,938	69,278	-3.38%
Jun	428,102	450,206	-4.91%	363,440	382,244	-4.92%	64,662	67,962	-4.86%
Jul	413,462	432,792	-4.47%	349,292	366,962	-4.82%	64,170	65,830	-2.52%
Aug	422,236	443,560	-4.81%	362,910	381,670	-4.92%	59,326	61,890	-4.14%
Sep	424,906	445,926	-4.71%	368,388	388,060	-5.07%	56,518	57,866	-2.33%
Total	5,156,928	5,469,986	-5.72%	4,377,628	4,676,186	-6.38%	779,300	793,800	-1.83%

Source: ETMSC

Note: International flights include US to Foreign, Foreign to US and all foreign operations.

4.Overall Trends (Calendar Year)

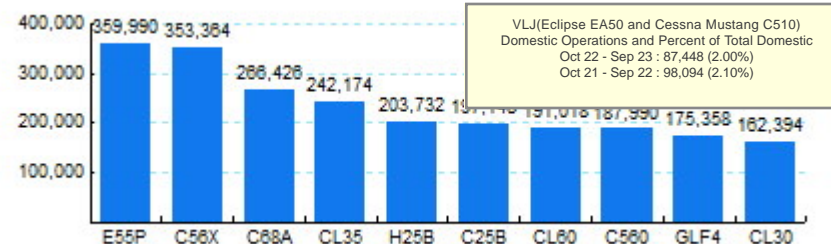
	Total		Domestic		International	
Year	Operations	Change	Operations	Change	Operations	Change
2013	4,072,848		3,394,942		677,906	
2014	4,235,910	4.00%	3,527,038	3.89%	708,872	4.57%
2015	4,291,174	1.30%	3,605,060	2.21%	686,114	-3.21%
2016	4,349,740	1.36%	3,667,338	1.73%	682,402	-0.54%
2017	4,483,614	3.08%	3,793,700	3.45%	689,914	1.10%
2018	4,520,968	0.83%	3,824,528	0.81%	696,440	0.95%
2019	4,533,920	0.29%	3,836,578	0.32%	697,342	0.13%
2020	3,501,192	-22.78%	3,033,148	-20.94%	468,044	-32.88%
2021	5,099,528	45.65%	4,421,070	45.76%	678,458	44.96%
2022	5,369,454	5.29%	4,577,730	3.54%	791,724	16.69%
2023*	3,824,822		3,240,570		584,252	

* - Year to date

Source: ETMSC

Note: International flights include US to Foreign, Foreign to US and all foreign operations.

5.Top Ten Aircraft for Domestic Business Jet Operations Oct 22 - Sep 23



6.Top Ten Airports for Domestic Business Jet Operations Oct 22 - Sep 23

