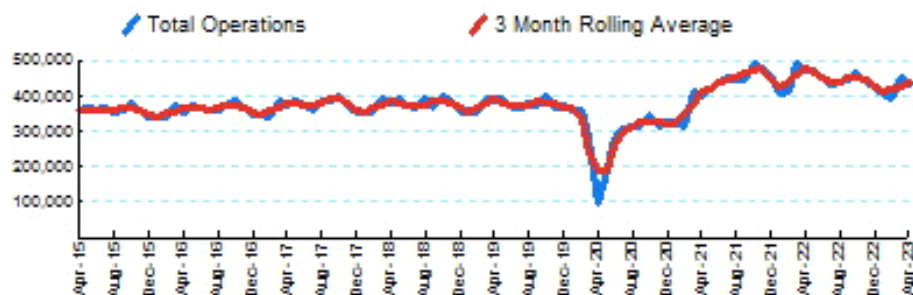
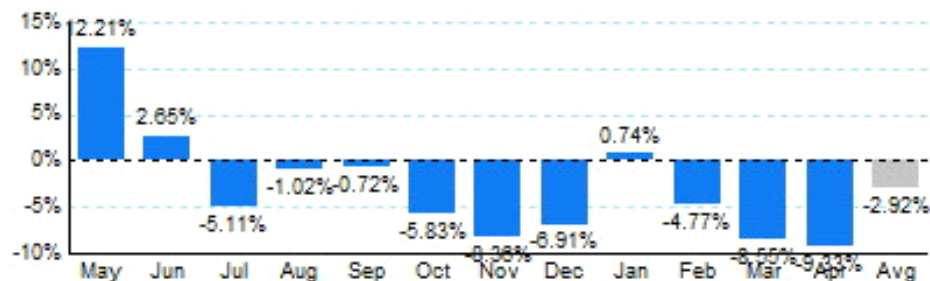




## 1.Total Business Jet Operations



## 2.Year Over Year Change in Business Jet Operations May 22 - Apr 23 vs. May 21 - Apr 22



## 3.Monthly Trends

Month	Total			Domestic			International		
	2022-2023	2021-2022	Change	2022-2023	2021-2022	Change	2022-2023	2021-2022	Change
May	473,042	421,562	12.21%	403,764	367,420	9.89%	69,278	54,142	27.96%
Jun	450,206	438,584	2.65%	382,244	384,866	-0.68%	67,962	53,718	26.52%
Jul	432,792	456,088	-5.11%	366,962	396,246	-7.39%	65,830	59,842	10.01%
Aug	443,560	448,138	-1.02%	381,670	391,248	-2.45%	61,890	56,890	8.79%
Sep	445,926	449,154	-0.72%	388,060	394,386	-1.60%	57,866	54,768	5.66%
Oct	467,328	496,238	-5.83%	407,108	434,386	-6.28%	60,220	61,852	-2.64%
Nov	437,452	477,342	-8.36%	372,284	410,554	-9.32%	65,168	66,788	-2.43%
Dec	427,326	459,058	-6.91%	357,666	390,574	-8.43%	69,660	68,484	1.72%
Jan	410,146	407,152	0.74%	342,222	346,468	-1.23%	67,924	60,684	11.93%
Feb	396,146	415,990	-4.77%	334,066	353,248	-5.43%	62,080	62,742	-1.06%
Mar	450,536	492,664	-8.55%	376,892	415,274	-9.24%	73,644	77,390	-4.84%
Apr	431,620	476,016	-9.33%	362,754	402,982	-9.98%	68,866	73,034	-5.71%
Total	5,266,080	5,437,986	-3.16%	4,475,692	4,687,652	-4.52%	790,388	750,334	5.34%

Source: ETMSC

Note: International flights include US to Foreign, Foreign to US and all foreign operations.

## 4.Overall Trends (Calendar Year)

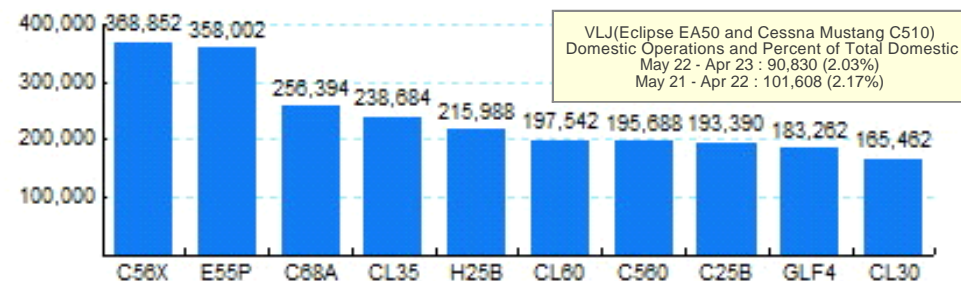
Year	Total		Domestic		International	
	Operations	Change	Operations	Change	Operations	Change
2013	4,072,848		3,394,942		677,906	
2014	4,235,910	4.00%	3,527,038	3.89%	708,872	4.57%
2015	4,291,174	1.30%	3,605,060	2.21%	686,114	-3.21%
2016	4,349,740	1.36%	3,667,338	1.73%	682,402	-0.54%
2017	4,483,614	3.08%	3,793,700	3.45%	689,914	1.10%
2018	4,520,968	0.83%	3,824,528	0.81%	696,440	0.95%
2019	4,533,920	0.29%	3,836,578	0.32%	697,342	0.13%
2020	3,501,192	-22.78%	3,033,148	-20.94%	468,044	-32.88%
2021	5,099,528	45.65%	4,421,070	45.76%	678,458	44.96%
2022	5,369,454	5.29%	4,577,730	3.54%	791,724	16.69%
2023*	1,688,448		1,415,934		272,514	

\* - Year to date

Source: ETMSC

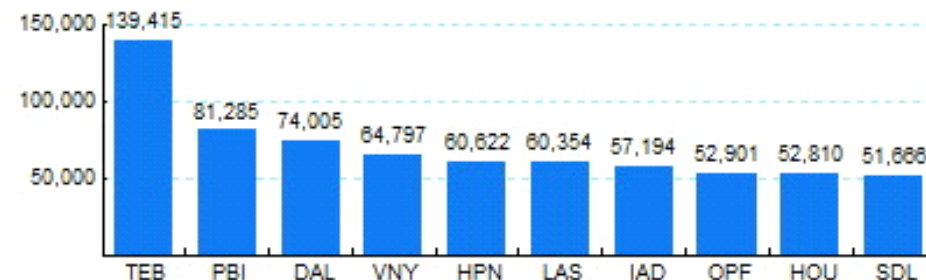
Note: International flights include US to Foreign, Foreign to US and all foreign operations.

## 5.Top Ten Aircraft for Domestic Business Jet Operations May 22 - Apr 23



Source: ETMSC

## 6.Top Ten Airports for Domestic Business Jet Operations May 22 - Apr 23



Source: ETMSC