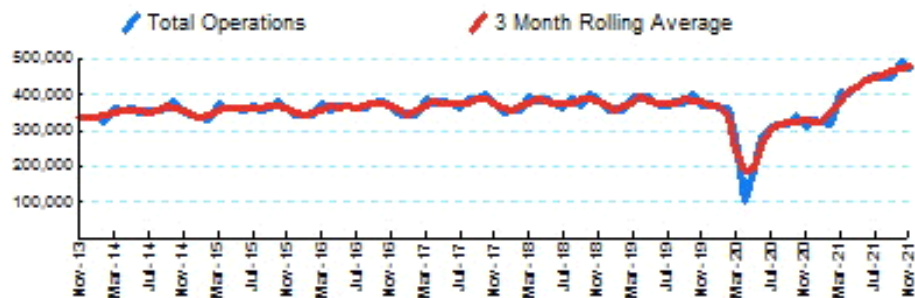


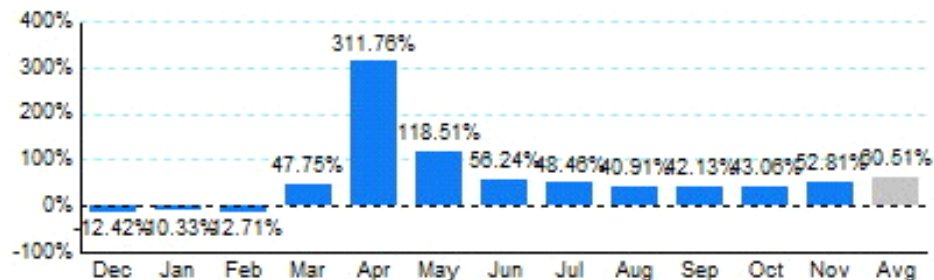


## 1.Total Business Jet Operations



Source: ETMSC  
Note: Operations refer to arrivals and departures.

## 2.Year Over Year Change in Business Jet Operations Dec 20 - Nov 21 vs. Dec 19 - Nov 20



Source: ETMSC

## 3.Monthly Trends

Month	Total			Domestic			International		
	2020-2021	2019-2020	Change	2020-2021	2019-2020	Change	2020-2021	2019-2020	Change
Dec	328,914	375,576	-12.42%	278,054	316,880	-12.25%	50,860	58,696	-13.35%
Jan	325,856	363,402	-10.33%	277,142	304,656	-9.03%	48,714	58,746	-17.08%
Feb	313,862	359,568	-12.71%	273,442	303,900	-10.02%	40,420	55,668	-27.39%
Mar	411,182	278,300	47.75%	354,818	228,906	55.01%	56,364	49,394	14.11%
Apr	402,464	97,742	311.76%	345,988	85,032	306.89%	56,476	12,710	344.34%
May	421,562	192,926	118.51%	367,420	175,068	109.87%	54,142	17,858	203.18%
Jun	438,584	280,714	56.24%	384,866	252,836	52.22%	53,718	27,878	92.69%
Jul	456,088	307,218	48.46%	396,246	267,628	48.06%	59,842	39,590	51.15%
Aug	448,138	318,026	40.91%	391,248	278,522	40.47%	56,890	39,504	44.01%
Sep	449,154	316,022	42.13%	394,386	280,788	40.46%	54,768	35,234	55.44%
Oct	496,238	346,864	43.06%	434,386	308,138	40.97%	61,852	38,726	59.72%
Nov	475,986	311,496	52.81%	409,364	269,620	51.83%	66,622	41,876	59.09%
Total	4,968,028	3,547,854	40.03%	4,307,360	3,071,974	40.21%	660,668	475,880	38.83%

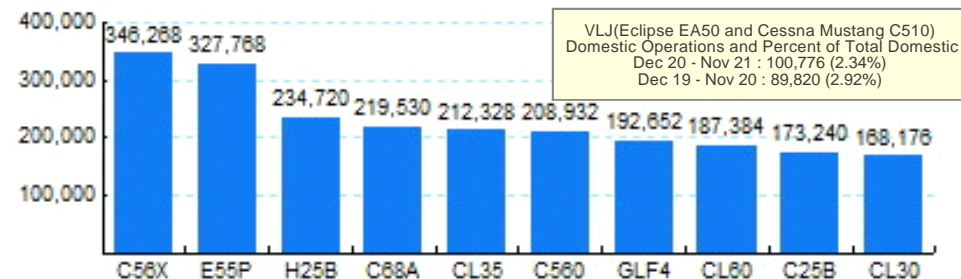
Source: ETMSC  
Note: International flights include US to Foreign, Foreign to US and all foreign operations.

## 4.Overall Trends (Calendar Year)

Year	Total		Domestic		International	
	Operations	Change	Operations	Change	Operations	Change
2011	3,955,400		3,323,596		631,804	
2012	3,982,236	0.68%	3,315,438	-0.25%	666,798	5.54%
2013	4,072,848	2.28%	3,394,942	2.40%	677,906	1.67%
2014	4,235,910	4.00%	3,527,038	3.89%	708,872	4.57%
2015	4,291,174	1.30%	3,605,060	2.21%	686,114	-3.21%
2016	4,349,740	1.36%	3,667,338	1.73%	682,402	-0.54%
2017	4,483,614	3.08%	3,793,700	3.45%	689,914	1.10%
2018	4,520,968	0.83%	3,824,528	0.81%	696,440	0.95%
2019	4,533,920	0.29%	3,836,578	0.32%	697,342	0.13%
2020	3,501,192	-22.78%	3,033,148	-20.94%	468,044	-32.88%
2021*	4,639,114		4,029,306		609,808	

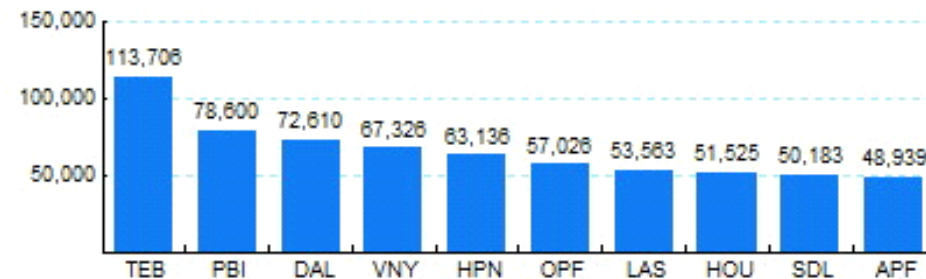
\* - Year to date  
Source: ETMSC  
Note: International flights include US to Foreign, Foreign to US and all foreign operations.

## 5.Top Ten Aircraft for Domestic Business Jet Operations Dec 20 - Nov 21



Source: ETMSC

## 6.Top Ten Airports for Domestic Business Jet Operations Dec 20 - Nov 21



Source: ETMSC