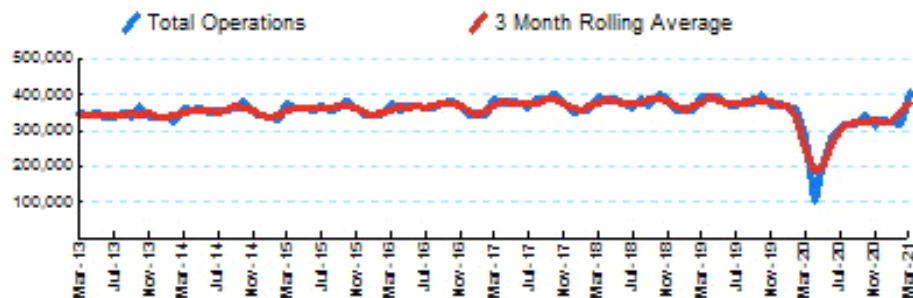




1.Total Business Jet Operations



Source: ETMSC
Note: Operations refer to arrivals and departures.

2.Year Over Year Change in Business Jet Operations Apr 20 - Mar 21 vs. Apr 19 - Mar 20



Source: ETMSC

3.Monthly Trends

Month	Total			Domestic			International		
	2020-2021	2019-2020	Change	2020-2021	2019-2020	Change	2020-2021	2019-2020	Change
Apr	97,742	389,114	-74.88%	85,032	325,482	-73.88%	12,710	63,632	-80.03%
May	192,926	392,716	-50.87%	175,068	332,332	-47.32%	17,858	60,384	-70.43%
Jun	280,714	369,474	-24.02%	252,836	309,024	-18.18%	27,878	60,450	-53.88%
Jul	307,218	370,078	-16.99%	267,628	313,026	-14.50%	39,590	57,052	-30.61%
Aug	318,026	384,038	-17.19%	278,522	330,448	-15.71%	39,504	53,590	-26.28%
Sep	316,022	373,362	-15.36%	280,788	320,278	-12.33%	35,234	53,084	-33.63%
Oct	346,864	401,880	-13.69%	308,138	348,080	-11.47%	38,726	53,800	-28.02%
Nov	311,496	368,566	-15.48%	269,620	313,090	-13.88%	41,876	55,476	-24.52%
Dec	328,914	375,576	-12.42%	278,054	316,880	-12.25%	50,860	58,696	-13.35%
Jan	325,856	363,402	-10.33%	277,142	304,656	-9.03%	48,714	58,746	-17.08%
Feb	313,862	359,568	-12.71%	273,442	303,900	-10.02%	40,420	55,668	-27.39%
Mar	410,268	278,300	47.42%	354,072	228,906	54.68%	56,196	49,394	13.77%
Total	3,549,908	4,426,074	-19.80%	3,100,342	3,746,102	-17.24%	449,566	679,972	-33.88%

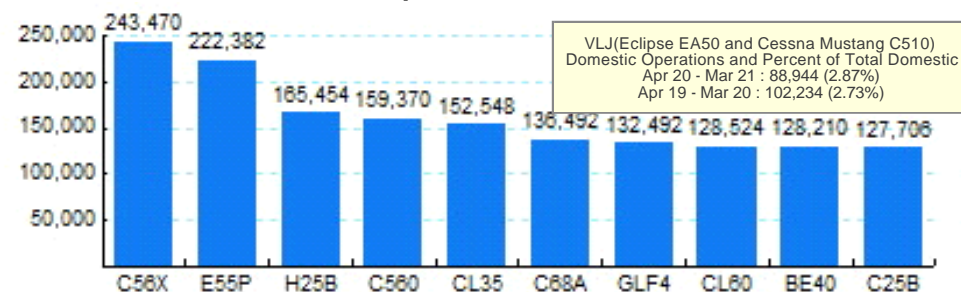
Source: ETMSC
Note: International flights include US to Foreign, Foreign to US and all foreign operations.

4.Overall Trends (Calendar Year)

Year	Total		Domestic		International	
	Operations	Change	Operations	Change	Operations	Change
2011	3,955,400		3,323,596		631,804	
2012	3,982,236	0.68%	3,315,438	-0.25%	666,798	5.54%
2013	4,072,848	2.28%	3,394,942	2.40%	677,906	1.67%
2014	4,235,910	4.00%	3,527,038	3.89%	708,872	4.57%
2015	4,291,174	1.30%	3,605,060	2.21%	686,114	-3.21%
2016	4,349,740	1.36%	3,667,338	1.73%	682,402	-0.54%
2017	4,483,614	3.08%	3,793,700	3.45%	689,914	1.10%
2018	4,520,968	0.83%	3,824,528	0.81%	696,440	0.95%
2019	4,533,920	0.29%	3,836,578	0.32%	697,342	0.13%
2020	3,501,192	-22.78%	3,033,148	-20.94%	468,044	-32.88%
2021*	1,049,986		904,656		145,330	

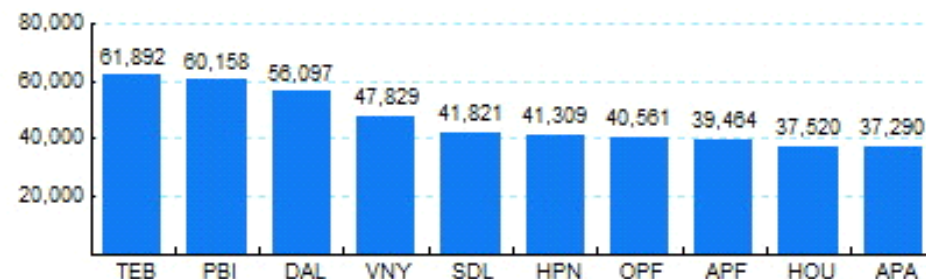
* - Year to date
Source: ETMSC
Note: International flights include US to Foreign, Foreign to US and all foreign operations.

5.Top Ten Aircraft for Domestic Business Jet Operations Apr 20 - Mar 21



Source: ETMSC

6.Top Ten Airports for Domestic Business Jet Operations Apr 20 - Mar 21



Source: ETMSC