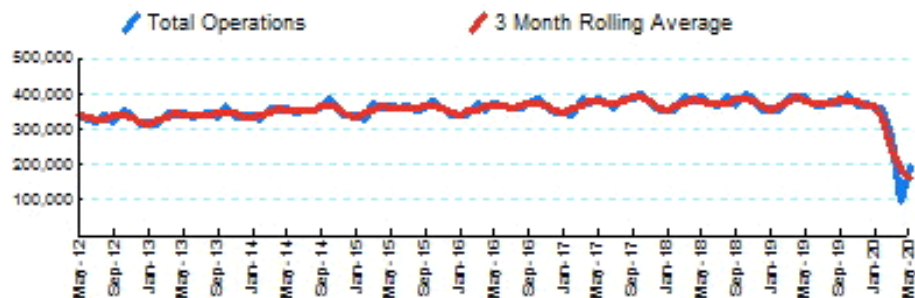




1.Total Business Jet Operations



Source: ETMSC
Note: Operations refer to arrivals and departures.

2.Year Over Year Change in Business Jet Operations Jun 19 - May 20 vs. Jun 18 - May 19



Source: ETMSC

3.Monthly Trends

Month	Total			Domestic			International		
	2019-2020	2018-2019	Change	2019-2020	2018-2019	Change	2019-2020	2018-2019	Change
Jun	369,474	376,430	-1.85%	309,024	316,182	-2.26%	60,450	60,248	0.34%
Jul	370,078	364,714	1.47%	313,026	307,720	1.72%	57,052	56,994	0.10%
Aug	384,038	390,592	-1.68%	330,448	335,052	-1.37%	53,590	55,540	-3.51%
Sep	373,362	367,528	1.59%	320,278	315,776	1.43%	53,084	51,752	2.57%
Oct	401,880	402,306	-0.11%	348,080	347,322	0.22%	53,800	54,984	-2.15%
Nov	368,566	387,060	-4.78%	313,090	326,598	-4.14%	55,476	60,462	-8.25%
Dec	375,576	354,452	5.96%	316,880	297,112	6.65%	58,696	57,340	2.36%
Jan	363,402	360,924	0.69%	304,656	302,046	0.86%	58,746	58,878	-0.22%
Feb	359,568	353,508	1.71%	303,900	297,578	2.12%	55,668	55,930	-0.47%
Mar	278,300	394,684	-29.49%	228,906	328,314	-30.28%	49,394	66,370	-25.58%
Apr	97,742	389,114	-74.88%	85,032	325,482	-73.88%	12,710	63,632	-80.03%
May	192,508	392,716	-50.98%	174,720	332,332	-47.43%	17,788	60,384	-70.54%
Total	3,934,494	4,534,028	-13.22%	3,348,040	3,831,514	-12.62%	586,454	702,514	-16.52%

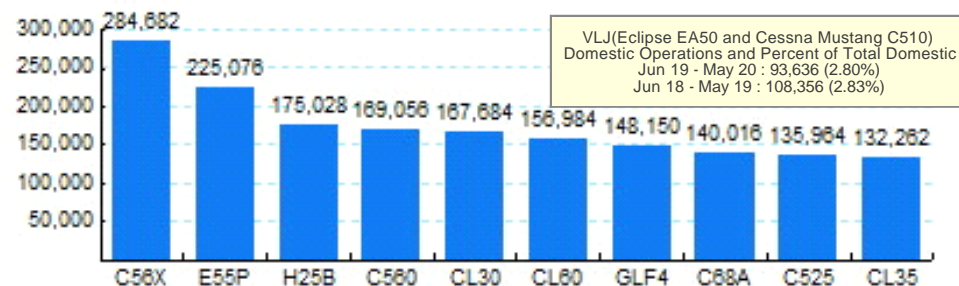
Source: ETMSC
Note: International flights include US to Foreign, Foreign to US and all foreign operations.

4.Overall Trends (Calendar Year)

Year	Total		Domestic		International	
	Operations	Change	Operations	Change	Operations	Change
2010	3,842,314		3,212,132		630,182	
2011	3,955,400	2.94%	3,323,596	3.47%	631,804	0.26%
2012	3,982,236	0.68%	3,315,438	-0.25%	666,798	5.54%
2013	4,072,848	2.28%	3,394,942	2.40%	677,906	1.67%
2014	4,235,910	4.00%	3,527,038	3.89%	708,872	4.57%
2015	4,291,174	1.30%	3,605,060	2.21%	686,114	-3.21%
2016	4,349,740	1.36%	3,667,338	1.73%	682,402	-0.54%
2017	4,483,614	3.08%	3,793,700	3.45%	689,914	1.10%
2018	4,520,968	0.83%	3,824,528	0.81%	696,440	0.95%
2019	4,533,920	0.29%	3,836,578	0.32%	697,342	0.13%
2020*	1,291,520		1,097,214		194,306	

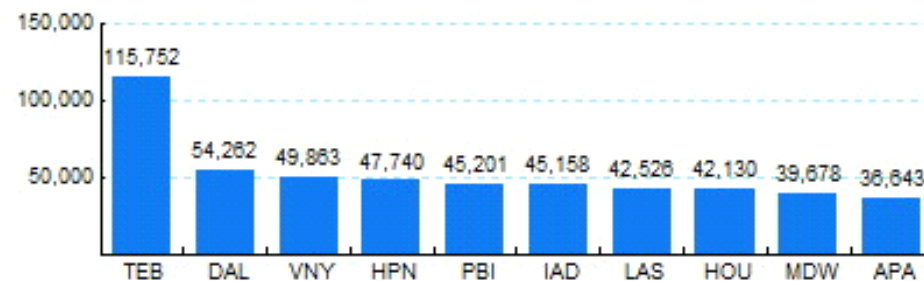
* - Year to date
Source: ETMSC
Note: International flights include US to Foreign, Foreign to US and all foreign operations.

5.Top Ten Aircraft for Domestic Business Jet Operations Jun 19 - May 20



Source: ETMSC

6.Top Ten Airports for Domestic Business Jet Operations Jun 19 - May 20



Source: ETMSC