

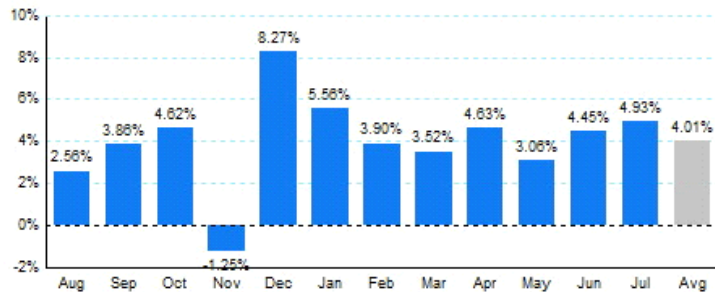


1.Total Business Jet Operations



Source: ETMSC
Note: Operations refer to arrivals and departures.

2.Year Over Year Change in Business Jet Operations Aug 13 - Jul 14 vs. Aug 12 - Jul 13



Source: ETMSC

3.Monthly Trends

Month	Total			Domestic			International		
	2013-2014	2012-2013	Change	2013-2014	2012-2013	Change	2013-2014	2012-2013	Change
Aug	348,256	339,570	2.56%	293,754	286,980	2.36%	54,502	52,590	3.64%
Sep	336,984	324,458	3.86%	284,652	271,124	4.99%	52,332	53,334	-1.88%
Oct	367,590	351,366	4.62%	313,072	297,360	5.28%	54,518	54,006	0.95%
Nov	335,820	340,076	-1.25%	280,194	281,208	-0.36%	55,626	58,868	-5.51%
Dec	337,700	311,916	8.27%	277,240	255,858	8.36%	60,460	56,058	7.85%
Jan	338,026	320,226	5.56%	277,796	265,006	4.83%	60,230	55,220	9.07%
Feb	325,962	313,728	3.90%	270,768	261,520	3.54%	55,194	52,208	5.72%
Mar	360,438	348,192	3.52%	296,432	286,036	3.63%	64,006	62,156	2.98%
Apr	357,618	341,802	4.63%	295,462	285,052	3.65%	62,156	56,750	9.53%
May	360,050	349,350	3.06%	299,994	290,614	3.23%	60,056	58,736	2.25%
Jun	349,636	334,730	4.45%	289,724	276,196	4.90%	59,912	58,534	2.35%
Jul	355,172	338,470	4.93%	296,984	281,606	5.46%	58,188	56,864	2.33%
Total	4,173,252	4,013,884	3.97%	3,476,072	3,338,560	4.12%	697,180	675,324	3.24%

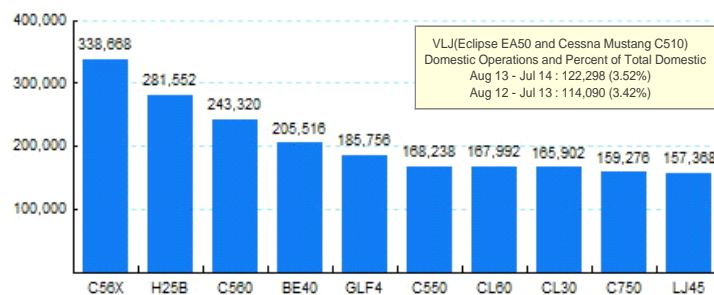
Source: ETMSC
Note: International flights include US to Foreign, Foreign to US and all foreign operations.

4.Overall Trends (Calendar Year)

Year	Total		Domestic		International	
	Operations	Change	Operations	Change	Operations	Change
2005	4,727,826		4,191,692		536,134	
2006	4,745,746	0.38%	4,166,506	-0.60%	579,240	8.04%
2007	4,824,960	1.67%	4,180,510	0.34%	644,450	11.26%
2008	4,291,104	-11.06%	3,681,606	-11.93%	609,498	-5.42%
2009	3,449,204	-19.62%	2,929,476	-20.43%	519,728	-14.73%
2010	3,842,314	11.40%	3,212,132	9.65%	630,182	21.25%
2011	3,955,400	2.94%	3,323,596	3.47%	631,804	0.26%
2012	3,982,236	0.68%	3,315,438	-0.25%	666,798	5.54%
2013	4,072,848	2.28%	3,394,942	2.40%	677,906	1.67%
2014*	2,446,902		2,027,160		419,742	

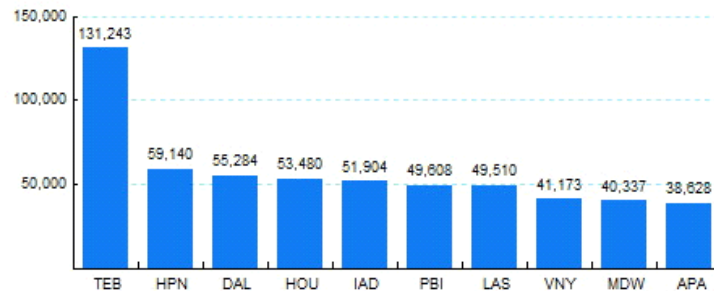
* - Year to date
Source: ETMSC
Note: International flights include US to Foreign, Foreign to US and all foreign operations.

5.Top Ten Aircraft for Domestic Business Jet Operations Aug 13 - Jul 14



Source: ETMSC

6.Top Ten Airports for Domestic Business Jet Operations Aug 13 - Jul 14



Source: ETMSC

Comments: