

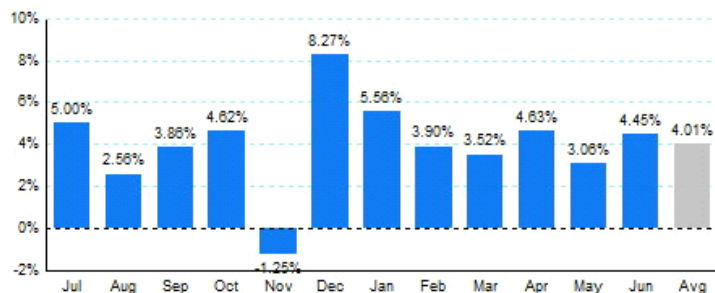


### 1.Total Business Jet Operations



Source: ETMSC  
Note: Operations refer to arrivals and departures.

### 2.Year Over Year Change in Business Jet Operations Jul 13 - Jun 14 vs. Jul 12 - Jun 13



Source: ETMSC

### 3.Monthly Trends

Month	Total			Domestic			International		
	2013-2014	2012-2013	Change	2013-2014	2012-2013	Change	2013-2014	2012-2013	Change
Jul	338,470	322,338	5.00%	281,606	267,216	5.39%	56,864	55,122	3.16%
Aug	348,256	339,570	2.56%	293,754	286,980	2.36%	54,502	52,590	3.64%
Sep	336,984	324,458	3.86%	284,652	271,124	4.99%	52,332	53,334	-1.88%
Oct	367,590	351,366	4.62%	313,072	297,360	5.28%	54,518	54,006	0.95%
Nov	335,820	340,076	-1.25%	280,194	281,208	-0.36%	55,626	58,868	-5.51%
Dec	337,700	311,916	8.27%	277,240	255,858	8.36%	60,460	56,058	7.85%
Jan	338,026	320,226	5.56%	277,796	265,006	4.83%	60,230	55,220	9.07%
Feb	325,962	313,728	3.90%	270,768	261,520	3.54%	55,194	52,208	5.72%
Mar	360,438	348,192	3.52%	296,432	286,036	3.63%	64,006	62,156	2.98%
Apr	357,618	341,802	4.63%	295,462	285,052	3.65%	62,156	56,750	9.53%
May	360,050	349,350	3.06%	299,994	290,614	3.23%	60,056	58,736	2.25%
Jun	349,636	334,730	4.45%	289,724	276,196	4.90%	59,912	58,534	2.35%
Total	4,156,550	3,997,752	3.97%	3,460,694	3,324,170	4.11%	695,856	673,582	3.31%

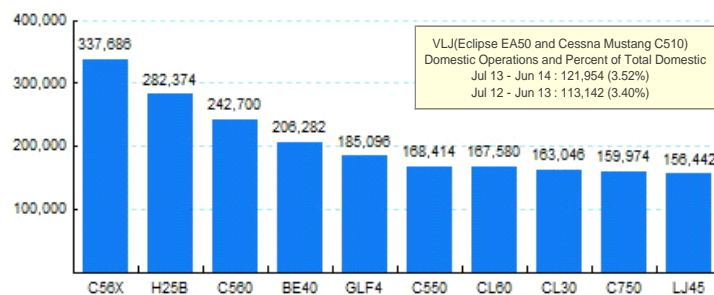
Source: ETMSC  
Note: International flights include US to Foreign, Foreign to US and all foreign operations.

### 4.Overall Trends (Calendar Year)

Year	Total		Domestic		International	
	Operations	Change	Operations	Change	Operations	Change
2005	4,727,826		4,191,692		536,134	
2006	4,745,746	0.38%	4,166,506	-0.60%	579,240	8.04%
2007	4,824,960	1.67%	4,180,510	0.34%	644,450	11.26%
2008	4,291,104	-11.06%	3,681,606	-11.93%	609,498	-5.42%
2009	3,449,204	-19.62%	2,929,476	-20.43%	519,728	-14.73%
2010	3,842,314	11.40%	3,212,132	9.65%	630,182	21.25%
2011	3,955,400	2.94%	3,323,596	3.47%	631,804	0.26%
2012	3,982,236	0.68%	3,315,438	-0.25%	666,798	5.54%
2013	4,072,848	2.28%	3,394,942	2.40%	677,906	1.67%
2014*	2,091,730		1,730,176		361,554	

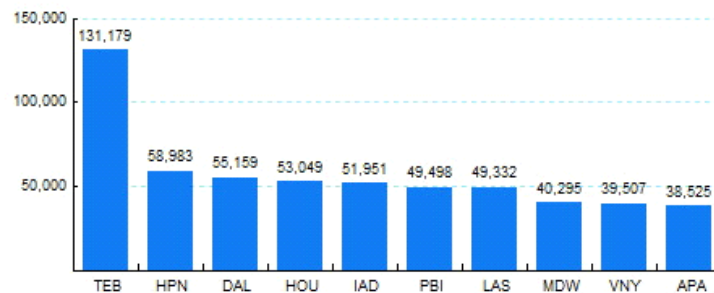
\* - Year to date  
Source: ETMSC  
Note: International flights include US to Foreign, Foreign to US and all foreign operations.

### 5.Top Ten Aircraft for Domestic Business Jet Operations Jul 13 - Jun 14



Source: ETMSC

### 6.Top Ten Airports for Domestic Business Jet Operations Jul 13 - Jun 14



Source: ETMSC

Comments: