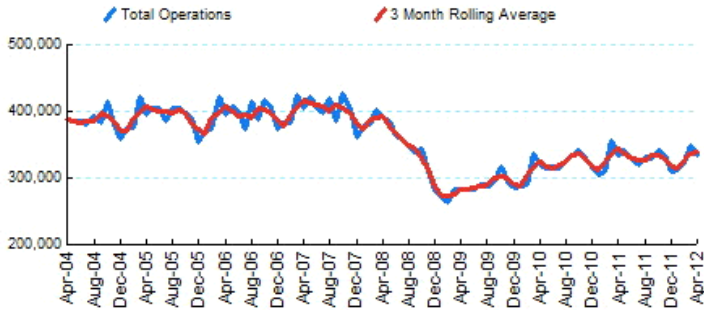




1.Total Business Jet Operations



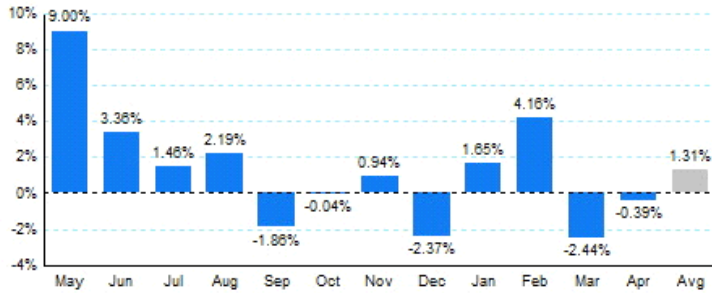
Source: ETMSC
Note: Operations refer to arrivals and departures.

4.Overall Trends (Calendar Year)

Year	Total		Domestic		International	
	Operations	Change	Operations	Change	Operations	Change
2005	4,727,826		4,191,692		536,134	
2006	4,745,746	0.38%	4,166,506	-0.60%	579,240	8.04%
2007	4,824,960	1.67%	4,180,510	0.34%	644,450	11.26%
2008	4,291,104	-11.06%	3,681,606	-11.93%	609,498	-5.42%
2009	3,449,204	-19.62%	2,929,476	-20.43%	519,728	-14.73%
2010	3,842,314	11.40%	3,212,132	9.65%	630,182	21.25%
2011	3,955,400	2.94%	3,323,596	3.47%	631,804	0.26%
2012*	1,320,570		1,096,764		223,806	

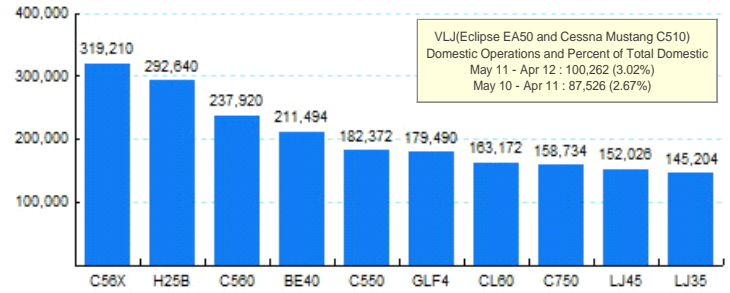
* - Year to date
Source: ETMSC
Note: International flights include US to Foreign, Foreign to US and all foreign operations.

2.Year Over Year Change in Business Jet Operations May 11 - Apr 12 vs. May 10 - Apr 11



Source: ETMSC

5.Top Ten Aircraft for Domestic Business Jet Operations May 11 - Apr 12



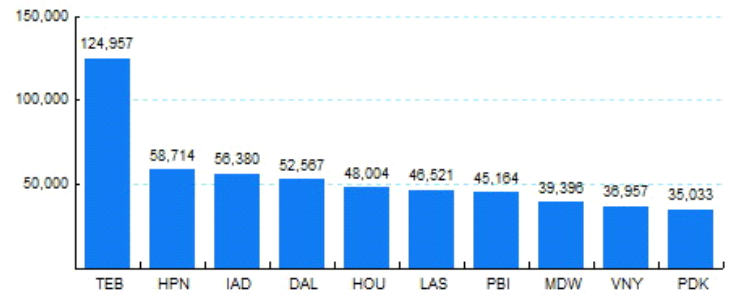
Source: ETMSC

3.Monthly Trends

Month	Total			Domestic			International		
	2011-2012	2010-2011	Change	2011-2012	2010-2011	Change	2011-2012	2010-2011	Change
May	342,764	314,458	9.00%	286,258	267,956	6.83%	56,506	46,502	21.51%
Jun	329,990	319,276	3.36%	279,718	267,150	4.70%	50,272	52,126	-3.56%
Jul	319,412	314,802	1.46%	270,450	265,510	1.86%	48,962	49,292	-0.67%
Aug	333,312	326,170	2.19%	282,140	274,352	2.84%	51,172	51,818	-1.25%
Sep	329,308	335,556	-1.86%	278,392	273,324	1.85%	50,916	62,232	-18.18%
Oct	342,508	342,632	-0.04%	290,572	290,840	-0.09%	51,936	51,792	0.28%
Nov	334,156	331,050	0.94%	281,780	278,240	1.27%	52,376	52,810	-0.82%
Dec	311,346	318,890	-2.37%	257,328	262,450	-1.95%	54,018	56,440	-4.29%
Jan	312,136	307,080	1.65%	259,080	263,152	-1.55%	53,056	43,928	20.78%
Feb	324,368	311,400	4.16%	271,718	258,702	5.03%	52,650	52,698	-0.09%
Mar	349,422	358,156	-2.44%	286,988	296,596	-3.24%	62,434	61,560	1.42%
Apr	334,644	335,968	-0.39%	278,978	278,508	0.17%	55,666	57,460	-3.12%
Total	3,963,366	3,915,438	1.22%	3,323,402	3,276,780	1.42%	639,964	638,658	0.20%

Source: ETMSC
Note: International flights include US to Foreign, Foreign to US and all foreign operations.

6.Top Ten Airports for Domestic Business Jet Operations May 11 - Apr 12



Source: ETMSC

Comments: