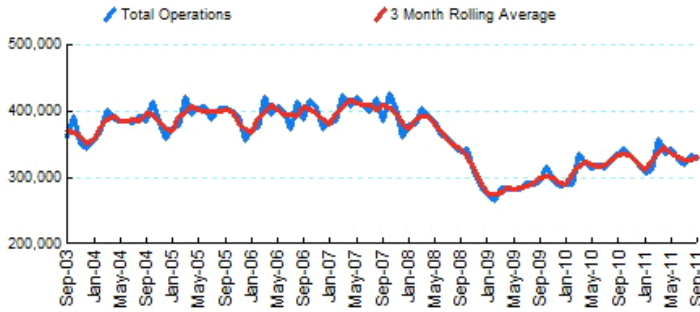




**1.Total Business Jet Operations**



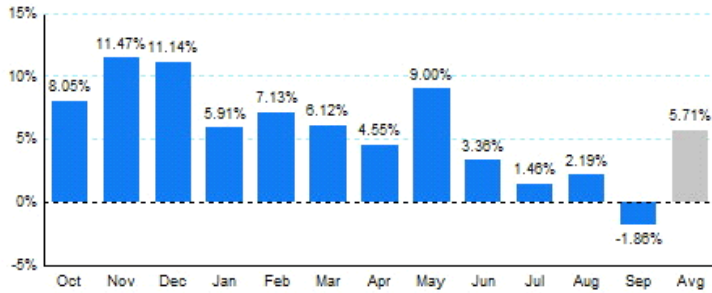
Source: ETMSC  
Note: Operations refer to arrivals and departures.

**4.Overall Trends (Calendar Year)**

Year	Total		Domestic		International	
	Operations	Change	Operations	Change	Operations	Change
2005	4,727,826		4,191,692		536,134	
2006	4,745,746	0.38%	4,166,506	-0.60%	579,240	8.04%
2007	4,824,960	1.67%	4,180,510	0.34%	644,450	11.26%
2008	4,291,104	-11.06%	3,681,606	-11.93%	609,498	-5.42%
2009	3,449,204	-19.62%	2,929,476	-20.43%	519,728	-14.73%
2010	3,842,314	11.40%	3,212,132	9.65%	630,182	21.25%
2011*	2,967,390		2,493,916		473,474	

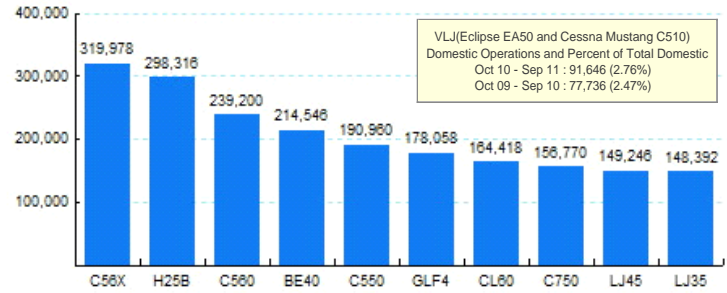
\* - Year to date  
Source: ETMSC  
Note: International flights include US to Foreign, Foreign to US and all foreign operations.

**2.Year Over Year Change in Business Jet Operations  
Oct 10 - Sep 11 vs. Oct 09 - Sep 10**



Source: ETMSC

**5.Top Ten Aircraft for Domestic Business Jet Operations  
Oct 10 - Sep 11**



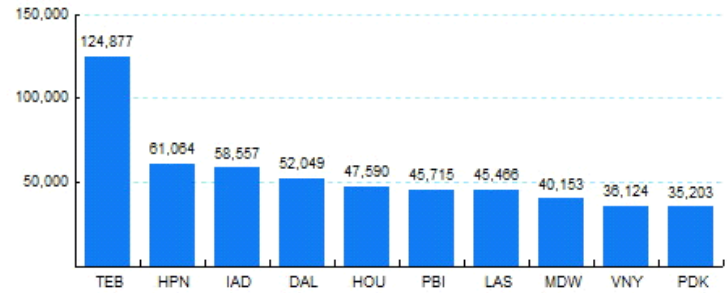
Source: ETMSC

**3.Monthly Trends**

Month	Total			Domestic			International		
	2010-2011	2009-2010	Change	2010-2011	2009-2010	Change	2010-2011	2009-2010	Change
Oct	342,632	317,112	8.05%	290,840	272,156	6.87%	51,792	44,956	15.21%
Nov	331,050	296,990	11.47%	278,240	252,678	10.12%	52,810	44,312	19.18%
Dec	318,890	286,924	11.14%	262,450	241,746	8.56%	56,440	45,178	24.93%
Jan	307,080	289,948	5.91%	263,152	244,278	7.73%	43,928	45,670	-3.81%
Feb	311,400	290,664	7.13%	258,702	242,748	6.57%	52,698	47,916	9.98%
Mar	358,156	337,508	6.12%	296,596	276,602	7.23%	61,560	60,906	1.07%
Apr	335,968	321,360	4.55%	278,508	268,682	3.66%	57,460	52,678	9.08%
May	342,764	314,458	9.00%	286,258	267,956	6.83%	56,506	46,502	21.51%
Jun	329,990	319,276	3.36%	279,718	267,150	4.70%	50,272	52,126	-3.56%
Jul	319,412	314,802	1.46%	270,450	265,510	1.86%	48,962	49,292	-0.67%
Aug	333,312	326,170	2.19%	282,140	274,352	2.84%	51,172	51,818	-1.25%
Sep	329,308	335,556	-1.86%	278,392	273,324	1.85%	50,916	62,232	-18.18%
Total	3,959,962	3,750,768	5.58%	3,325,446	3,147,182	5.66%	634,516	603,586	5.12%

Source: ETMSC  
Note: International flights include US to Foreign, Foreign to US and all foreign operations.

**6.Top Ten Airports for Domestic Business Jet Operations  
Oct 10 - Sep 11**



Source: ETMSC

Comments: