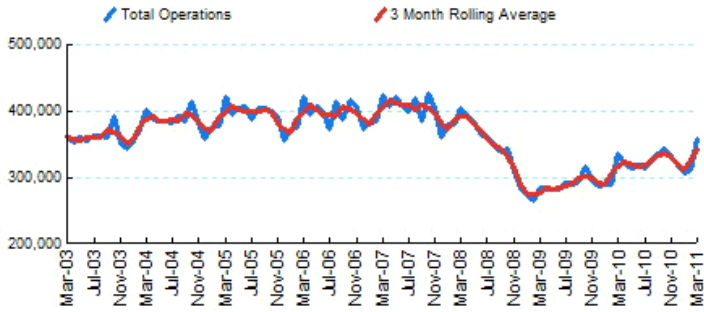




### 1.Total Business Jet Operations



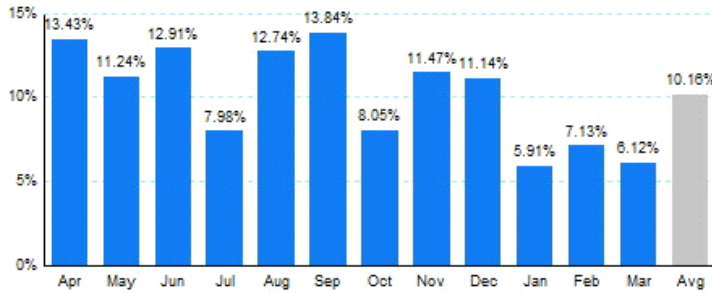
Source: ETMSC  
Note: Operations refer to arrivals and departures.

### 4.Overall Trends (Calendar Year)

Year	Total		Domestic		International	
	Operations	Change	Operations	Change	Operations	Change
2005	4,727,826		4,191,692		536,134	
2006	4,745,746	0.38%	4,166,506	-0.60%	579,240	8.04%
2007	4,824,960	1.67%	4,180,510	0.34%	644,450	11.26%
2008	4,291,104	-11.06%	3,681,606	-11.93%	609,498	-5.42%
2009	3,449,204	-19.62%	2,929,476	-20.43%	519,728	-14.73%
2010	3,842,314	11.40%	3,212,132	9.65%	630,182	21.25%
2011*	976,636		818,450		158,186	

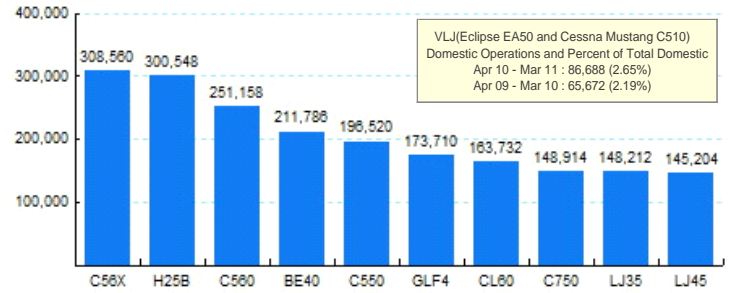
\* - Year to date  
Source: ETMSC  
Note: International flights include US to Foreign, Foreign to US and all foreign operations.

### 2.Year Over Year Change in Business Jet Operations Apr 10 - Mar 11 vs. Apr 09 - Mar 10



Source: ETMSC

### 5.Top Ten Aircraft for Domestic Business Jet Operations Apr 10 - Mar 11



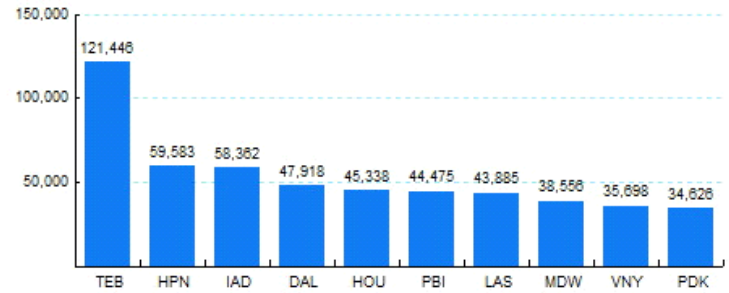
Source: ETMSC

### 3.Monthly Trends

Month	Total			Domestic			International		
	2010-2011	2009-2010	Change	2010-2011	2009-2010	Change	2010-2011	2009-2010	Change
Apr	321,360	283,314	13.43%	268,682	240,556	11.69%	52,678	42,758	23.20%
May	314,458	282,680	11.24%	267,956	240,354	11.48%	46,502	42,326	9.87%
Jun	319,276	282,758	12.91%	267,150	238,710	11.91%	52,126	44,048	18.34%
Jul	314,802	291,546	7.98%	265,510	247,904	7.10%	49,292	43,642	12.95%
Aug	326,170	289,310	12.74%	274,352	248,338	10.48%	51,818	40,972	26.47%
Sep	335,556	294,774	13.84%	273,324	251,718	8.58%	62,232	43,056	44.54%
Oct	342,632	317,112	8.05%	290,840	272,156	6.87%	51,792	44,956	15.21%
Nov	331,050	296,990	11.47%	278,240	252,678	10.12%	52,810	44,312	19.18%
Dec	318,890	286,924	11.14%	262,450	241,746	8.56%	56,440	45,178	24.93%
Jan	307,080	289,948	5.91%	263,152	244,278	7.73%	43,928	45,670	-3.81%
Feb	311,400	290,664	7.13%	258,702	242,748	6.57%	52,698	47,916	9.98%
Mar	358,156	337,508	6.12%	296,596	276,602	7.23%	61,560	60,906	1.07%
Total	3,900,830	3,543,528	10.08%	3,266,954	2,997,788	8.98%	633,876	545,740	16.15%

Source: ETMSC  
Note: International flights include US to Foreign, Foreign to US and all foreign operations.

### 6.Top Ten Airports for Domestic Business Jet Operations Apr 10 - Mar 11



Source: ETMSC

### Comments: