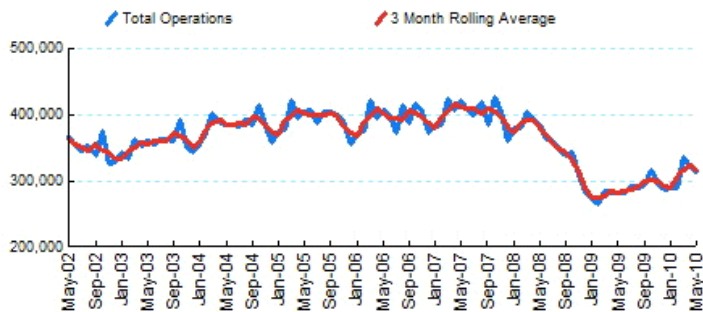




1.Total Business Jet Operations



Source: ETMSC
Note: Operations refer to arrivals and departures.

4.Overall Trends (Calendar Year)

Year	Total		Domestic		International	
	Operations	Change	Operations	Change	Operations	Change
2005	4,727,826		4,191,692		536,134	
2006	4,745,746	0.38%	4,166,506	-0.60%	579,240	8.04%
2007	4,824,960	1.67%	4,180,510	0.34%	644,450	11.26%
2008	4,291,104	-11.06%	3,681,606	-11.93%	609,498	-5.42%
2009	3,449,204	-19.62%	2,929,476	-20.43%	519,728	-14.73%
2010*	1,553,938		1,300,266		253,672	

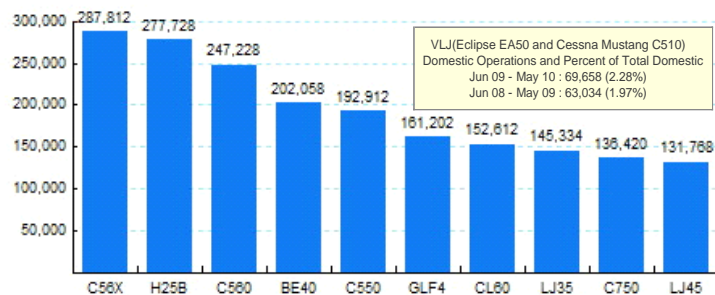
* - Year to date
Source: ETMSC
Note: International flights include US to Foreign, Foreign to US and all foreign operations.

2.Year Over Year Change in Business Jet Operations Jun 09 - May 10 vs. Jun 08 - May 09



Source: ETMSC

5.Top Ten Aircraft for Domestic Business Jet Operations Jun 09 - May 10



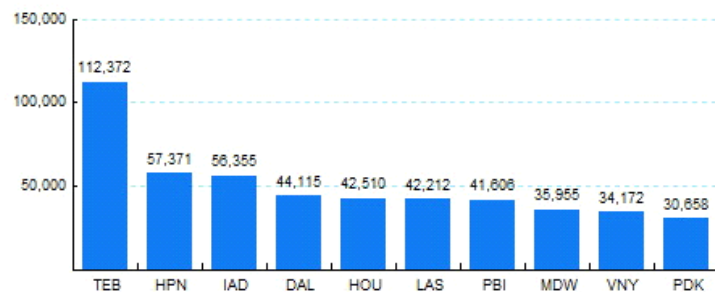
Source: ETMSC

3.Monthly Trends

Month	Total			Domestic			International		
	2009-2010	2008-2009	Change	2009-2010	2008-2009	Change	2009-2010	2008-2009	Change
Jun	282,758	363,528	-22.22%	238,710	309,388	-22.84%	44,048	54,140	-18.64%
Jul	291,546	360,270	-19.08%	247,904	308,542	-19.65%	43,642	51,728	-15.63%
Aug	289,310	347,492	-16.74%	248,338	300,298	-17.30%	40,972	47,194	-13.18%
Sep	294,774	339,100	-13.07%	251,718	292,942	-14.07%	43,056	46,158	-6.72%
Oct	317,112	344,562	-7.97%	272,156	299,520	-9.14%	44,956	45,042	-0.19%
Nov	296,990	310,358	-4.31%	252,678	265,836	-4.95%	44,312	44,522	-0.47%
Dec	286,924	284,606	0.81%	241,746	241,646	0.04%	45,178	42,960	5.16%
Jan	289,948	274,420	5.66%	244,278	231,098	5.70%	45,670	43,322	5.42%
Feb	290,664	264,630	9.84%	242,748	225,034	7.87%	47,916	39,596	21.01%
Mar	337,508	284,746	18.53%	276,602	239,184	15.64%	60,906	45,562	33.68%
Apr	321,360	283,314	13.43%	268,682	240,556	11.69%	52,678	42,758	23.20%
May	314,458	282,680	11.24%	267,956	240,354	11.48%	46,502	42,326	9.87%
Total	3,613,352	3,739,706	-3.38%	3,053,516	3,194,398	-4.41%	559,836	545,308	2.66%

Source: ETMSC
Note: International flights include US to Foreign, Foreign to US and all foreign operations.

6.Top Ten Airports for Domestic Business Jet Operations Jun 09 - May 10



Source: ETMSC

Comments: