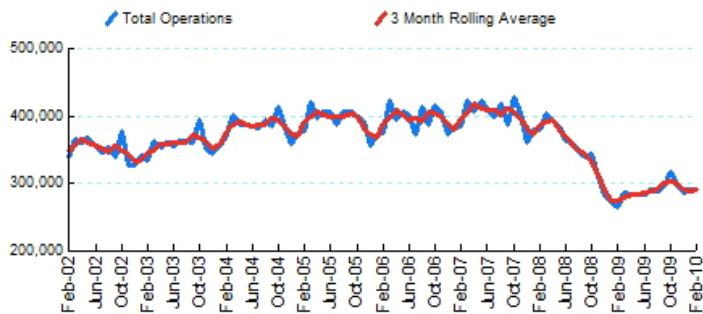




1.Total Business Jet Operations



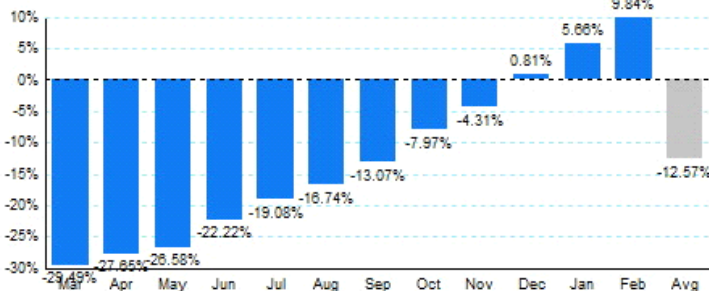
Source: ETMSC
Note: Operations refer to arrivals and departures.

4.Overall Trends (Calendar Year)

Year	Total		Domestic		International	
	Operations	Change	Operations	Change	Operations	Change
2005	4,727,826		4,191,692		536,134	
2006	4,745,746	0.38%	4,166,506	-0.60%	579,240	8.04%
2007	4,824,960	1.67%	4,180,510	0.34%	644,450	11.26%
2008	4,291,104	-11.06%	3,681,606	-11.93%	609,498	-5.42%
2009	3,449,204	-19.62%	2,929,476	-20.43%	519,728	-14.73%
2010*	580,612		487,026		93,586	

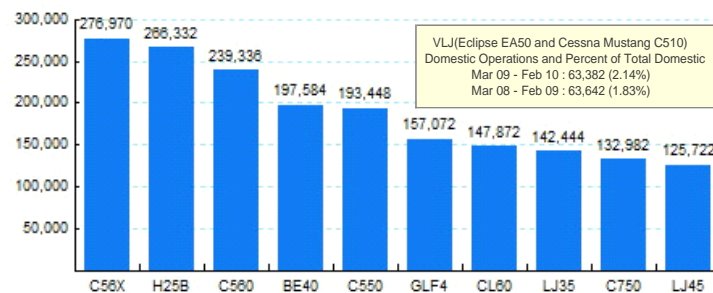
* - Year to date
Source: ETMSC
Note: International flights include US to Foreign, Foreign to US and all foreign operations.

2.Year Over Year Change in Business Jet Operations Mar 09 - Feb 10 vs. Mar 08 - Feb 09



Source: ETMSC

5.Top Ten Aircraft for Domestic Business Jet Operations Mar 09 - Feb 10



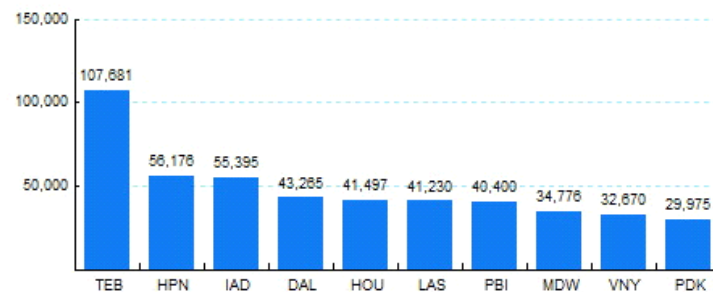
Source: ETMSC

3.Monthly Trends

Month	Total			Domestic			International		
	2009-2010	2008-2009	Change	2009-2010	2008-2009	Change	2009-2010	2008-2009	Change
Mar	284,746	403,832	-29.49%	239,184	343,488	-30.37%	45,562	60,344	-24.50%
Apr	283,314	391,614	-27.65%	240,556	338,322	-28.90%	42,758	53,292	-19.77%
May	282,680	384,996	-26.58%	240,354	329,682	-27.10%	42,326	55,314	-23.48%
Jun	282,758	363,528	-22.22%	238,710	309,388	-22.84%	44,048	54,140	-18.64%
Jul	291,546	360,270	-19.08%	247,904	308,542	-19.65%	43,642	51,728	-15.63%
Aug	289,310	347,492	-16.74%	248,338	300,298	-17.30%	40,972	47,194	-13.18%
Sep	294,774	339,100	-13.07%	251,718	292,942	-14.07%	43,056	46,158	-6.72%
Oct	317,112	344,562	-7.97%	272,156	299,520	-9.14%	44,956	45,042	-0.19%
Nov	296,990	310,358	-4.31%	252,678	265,836	-4.95%	44,312	44,522	-0.47%
Dec	286,924	284,606	0.81%	241,746	241,646	0.04%	45,178	42,960	5.16%
Jan	289,948	274,420	5.66%	244,278	231,098	5.70%	45,670	43,322	5.42%
Feb	290,664	264,630	9.84%	242,748	225,034	7.87%	47,916	39,596	21.01%
Total	3,490,766	4,069,408	-14.22%	2,960,370	3,485,796	-15.07%	530,396	583,612	-9.12%

Source: ETMSC
Note: International flights include US to Foreign, Foreign to US and all foreign operations.

6.Top Ten Airports for Domestic Business Jet Operations Mar 09 - Feb 10



Source: ETMSC

Comments: