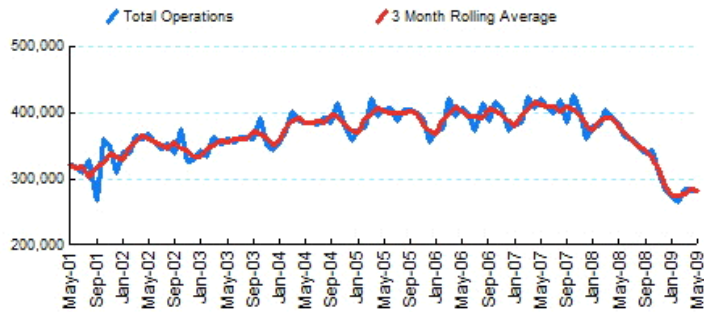




1.Total Business Jet Operations



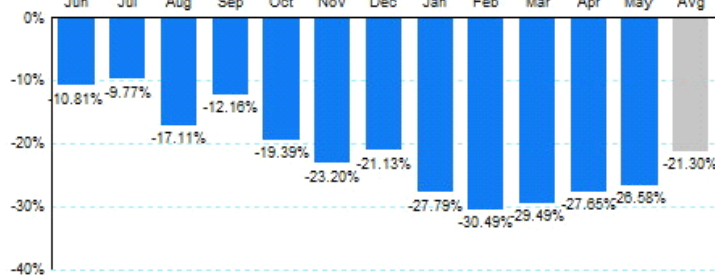
Source: ETMSC
Note: Operations refer to arrivals and departures.

4.Overall Trends (Calendar Year)

Year	Total		Domestic		International	
	Operations	Change	Operations	Change	Operations	Change
2005	4,727,826		4,191,692		536,134	
2006	4,745,746	0.38%	4,166,506	-0.60%	579,240	8.04%
2007	4,824,960	1.67%	4,180,510	0.34%	644,450	11.26%
2008	4,291,104	-11.06%	3,681,606	-11.93%	609,498	-5.42%
2009*	1,389,790		1,176,226		213,564	

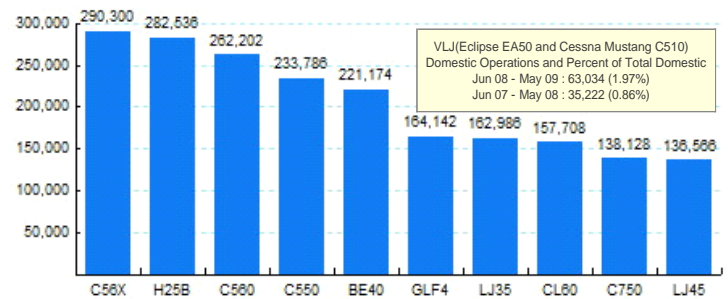
* - Year to date
Source: ETMSC
Note: International flights include US to Foreign, Foreign to US and all foreign operations.

2.Year Over Year Change in Business Jet Operations Jun 08 - May 09 vs. Jun 07 - May 08



Source: ETMSC

5.Top Ten Aircraft for Domestic Business Jet Operations Jun 08 - May 09



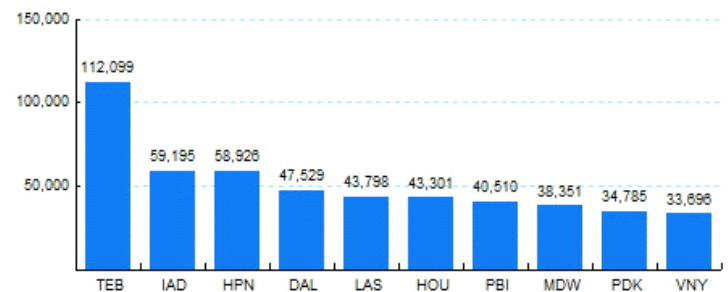
Source: ETMSC

3.Monthly Trends

Month	Total			Domestic			International		
	2008-2009	2007-2008	Change	2008-2009	2007-2008	Change	2008-2009	2007-2008	Change
Jun	363,528	407,602	-10.81%	309,388	348,558	-11.24%	54,140	59,044	-8.31%
Jul	360,270	399,286	-9.77%	308,542	343,458	-10.17%	51,728	55,828	-7.34%
Aug	347,492	419,198	-17.11%	300,298	365,096	-17.75%	47,194	54,102	-12.77%
Sep	339,100	386,034	-12.16%	292,942	334,254	-12.36%	46,158	51,780	-10.86%
Oct	344,562	427,452	-19.39%	299,520	373,256	-19.75%	45,042	54,196	-16.89%
Nov	310,358	404,138	-23.20%	265,836	350,682	-24.19%	44,522	53,456	-16.71%
Dec	284,606	360,848	-21.13%	241,646	309,232	-21.86%	42,960	51,616	-16.77%
Jan	274,420	380,022	-27.79%	231,098	325,612	-29.03%	43,322	54,410	-20.38%
Feb	264,630	380,724	-30.49%	225,034	326,330	-31.04%	39,596	54,394	-27.21%
Mar	284,746	403,832	-29.49%	239,184	343,488	-30.37%	45,562	60,344	-24.50%
Apr	283,314	391,614	-27.65%	240,556	338,322	-28.90%	42,758	53,292	-19.77%
May	282,680	384,996	-26.58%	240,354	329,682	-27.10%	42,326	55,314	-23.48%
Total	3,739,706	4,745,746	-21.20%	3,194,398	4,087,970	-21.86%	545,308	657,776	-17.10%

Source: ETMSC
Note: International flights include US to Foreign, Foreign to US and all foreign operations.

6.Top Ten Airports for Domestic Business Jet Operations Jun 08 - May 09



Source: ETMSC

Comments:

...