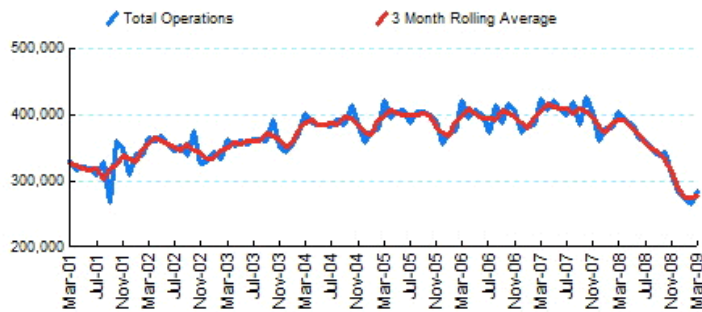


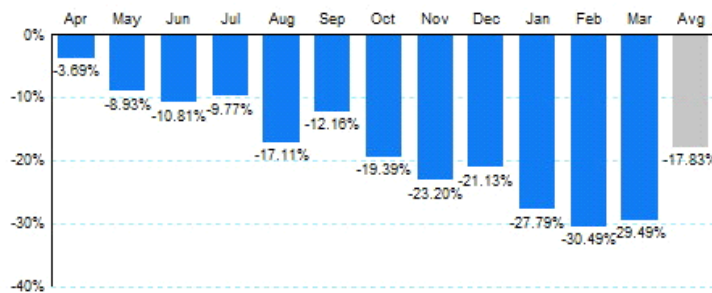


1.Total Business Jet Operations



Source: ETMSC
Note: Operations refer to arrivals and departures.

2. Year Over Year Change in Business Jet Operations Apr 08 - Mar 09 vs. Apr 07 - Mar 08



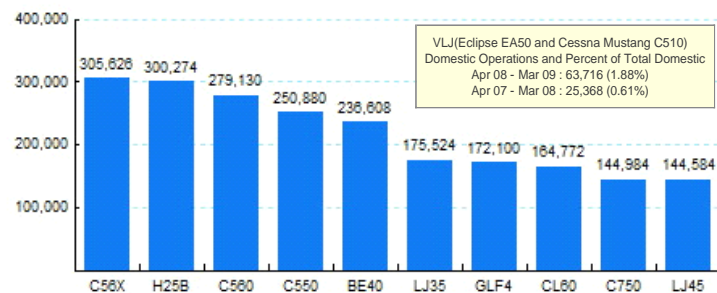
Source: ETMSC

4.Overall Trends (Calendar Year)

Year	Total		Domestic		International	
	Operations	Change	Operations	Change	Operations	Change
2005	4,727,826		4,191,692		536,134	
2006	4,745,746	0.38%	4,166,506	-0.60%	579,240	8.04%
2007	4,824,960	1.67%	4,180,510	0.34%	644,450	11.26%
2008	4,291,104	-11.06%	3,681,606	-11.93%	609,498	-5.42%
2009*	823,796		695,316		128,480	

* - Year to date
Source: ETMSC
Note: International flights include US to Foreign, Foreign to US and all foreign operations.

5.Top Ten Aircraft for Domestic Business Jet Operations Apr 08 - Mar 09



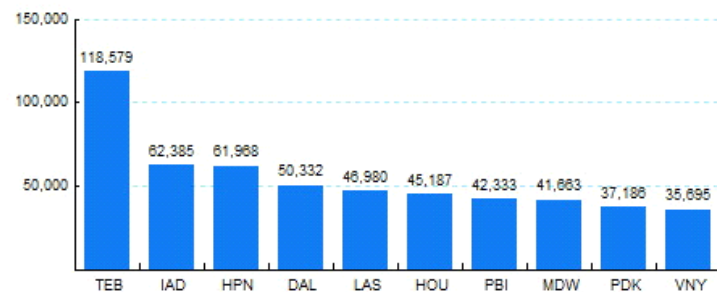
Source: ETMSC

3.Monthly Trends

Month	Total			Domestic			International		
	2008-2009	2007-2008	Change	2008-2009	2007-2008	Change	2008-2009	2007-2008	Change
Apr	391,614	406,614	-3.69%	338,322	353,574	-4.31%	53,292	53,040	0.48%
May	384,996	422,752	-8.93%	329,682	366,626	-10.08%	55,314	56,126	-1.45%
Jun	363,528	407,602	-10.81%	309,388	348,558	-11.24%	54,140	59,044	-8.31%
Jul	360,270	399,286	-9.77%	308,542	343,458	-10.17%	51,728	55,828	-7.34%
Aug	347,492	419,198	-17.11%	300,298	365,096	-17.75%	47,194	54,102	-12.77%
Sep	339,100	386,034	-12.16%	292,942	334,254	-12.36%	46,158	51,780	-10.86%
Oct	344,562	427,452	-19.39%	299,520	373,256	-19.75%	45,042	54,196	-16.89%
Nov	310,358	404,138	-23.20%	265,836	350,682	-24.19%	44,522	53,456	-16.71%
Dec	284,606	360,848	-21.13%	241,646	309,232	-21.86%	42,960	51,616	-16.77%
Jan	274,420	380,022	-27.79%	231,098	325,612	-29.03%	43,322	54,410	-20.38%
Feb	264,630	380,724	-30.49%	225,034	326,330	-31.04%	39,596	54,394	-27.21%
Mar	284,746	403,832	-29.49%	239,184	343,488	-30.37%	45,562	60,344	-24.50%
Total	3,950,322	4,798,502	-17.68%	3,381,492	4,140,166	-18.32%	568,830	658,336	-13.60%

Source: ETMSC
Note: International flights include US to Foreign, Foreign to US and all foreign operations.

6.Top Ten Airports for Domestic Business Jet Operations Apr 08 - Mar 09



Source: ETMSC

Comments:

