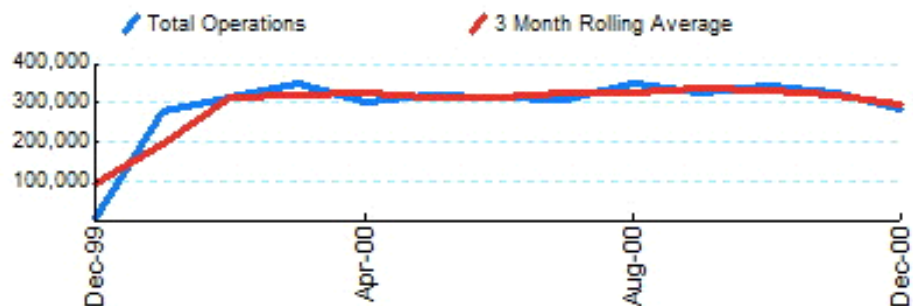





1.Total Business Jet Operations



Source: ETMSC
Note: Operations refer to arrivals and departures.

2.Year Over Year Change in Business Jet Operations Jan 00 - Dec 00 vs. Jan 99 - Dec 99



Source: ETMSC

3.Monthly Trends

Month	Total			Domestic			International		
	2000-2000	1999-1999	Change	2000-2000	1999-1999	Change	2000-2000	1999-1999	Change
Jan	277,430	208	133,279.81%	247,680	190	130,257.89%	29,750	18	165,177.78%
Total	277,430	208	133,279.81%	247,680	190	130,257.89%	29,750	18	165,177.78%

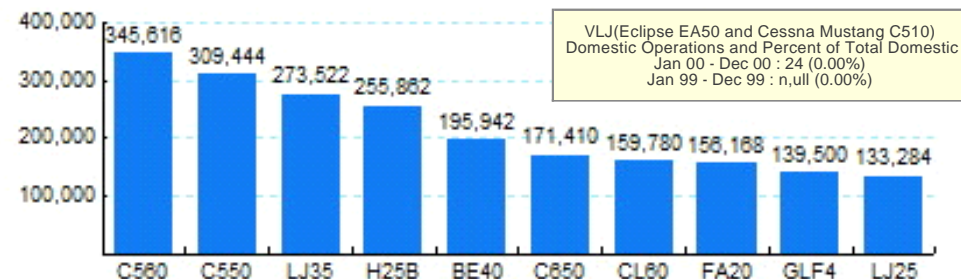
Source: ETMSC
Note: International flights include US to Foreign, Foreign to US and all foreign operations.

4.Overall Trends (Calendar Year)

Year	Total		Domestic		International	
	Operations	Change	Operations	Change	Operations	Change

* - Year to date
Source: ETMSC
Note: International flights include US to Foreign, Foreign to US and all foreign operations.

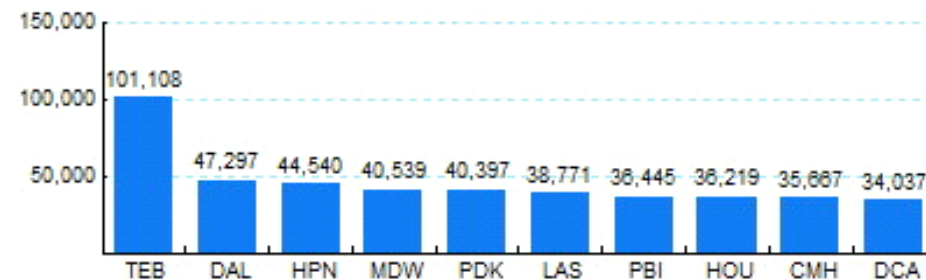
5.Top Ten Aircraft for Domestic Business Jet Operations Jan 00 - Dec 00



VLJ(Eclipse EA50 and Cessna Mustang C510)
Domestic Operations and Percent of Total Domestic
Jan 00 - Dec 00 : 24 (0.00%)
Jan 99 - Dec 99 : null (0.00%)

Source: ETMSC

6.Top Ten Airports for Domestic Business Jet Operations Jan 00 - Dec 00



Source: ETMSC