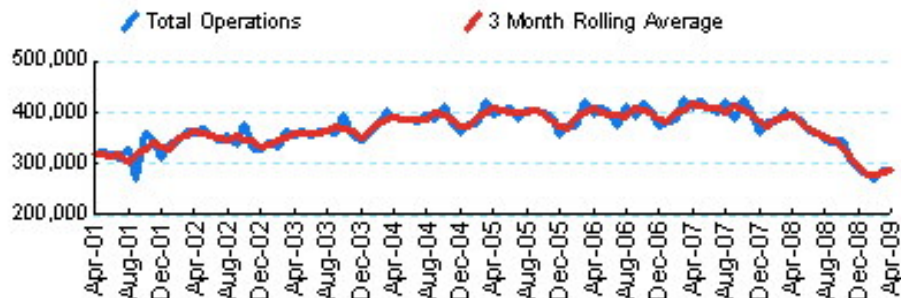


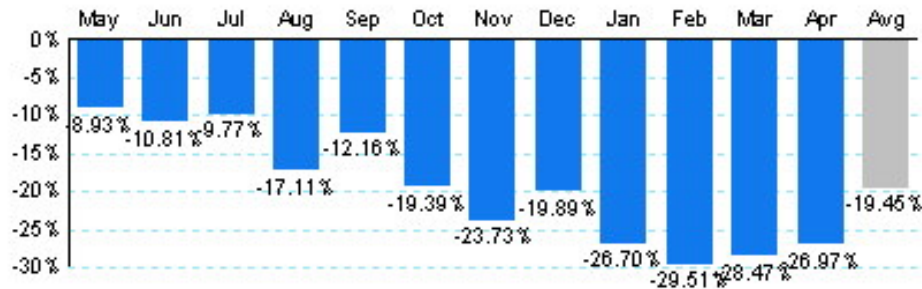


1.Total Business Jet Operations



Source: ETMSC
Note: Operations refer to arrivals and departures.

2.Year Over Year Change in Business Jet Operations May 08 - Apr 09 vs. May 07 - Apr 08



Source: ETMSC

3.Monthly Trends

Month	Total			Domestic			International		
	2008-2009	2007-2008	Change	2008-2009	2007-2008	Change	2008-2009	2007-2008	Change
May	384,996	422,752	-8.93%	329,682	366,626	-10.08%	55,314	56,126	-1.45%
Jun	363,528	407,602	-10.81%	309,388	348,558	-11.24%	54,140	59,044	-8.31%
Jul	360,270	399,286	-9.77%	308,542	343,458	-10.17%	51,728	55,828	-7.34%
Aug	347,492	419,198	-17.11%	300,298	365,096	-17.75%	47,194	54,102	-12.77%
Sep	339,100	386,034	-12.16%	292,942	334,254	-12.36%	46,158	51,780	-10.86%
Oct	344,562	427,452	-19.39%	299,520	373,256	-19.75%	45,042	54,196	-16.89%
Nov	308,236	404,138	-23.73%	263,888	350,682	-24.75%	44,348	53,456	-17.04%
Dec	289,070	360,848	-19.89%	245,232	309,232	-20.70%	43,838	51,616	-15.07%
Jan	278,542	380,022	-26.70%	234,196	325,612	-28.08%	44,346	54,410	-18.50%
Feb	268,354	380,724	-29.51%	227,708	326,330	-30.22%	40,646	54,394	-25.27%
Mar	288,854	403,832	-28.47%	242,182	343,488	-29.49%	46,672	60,344	-22.66%
Apr	285,992	391,614	-26.97%	242,350	338,322	-28.37%	43,642	53,292	-18.11%
Total	3,858,996	4,783,502	-19.33%	3,295,928	4,124,914	-20.10%	563,068	658,588	-14.50%

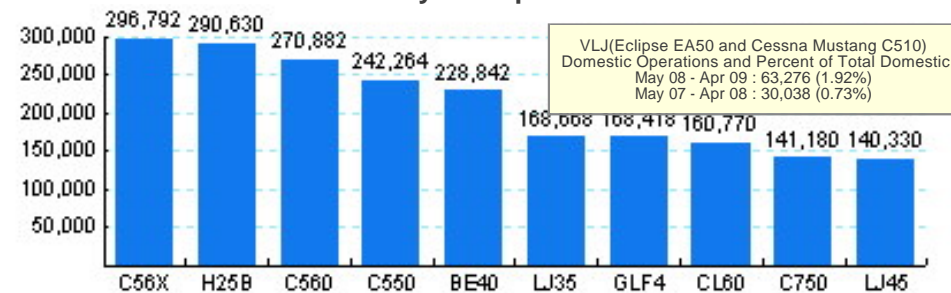
Source: ETMSC
Note: International flights include US to Foreign, Foreign to US and all foreign operations.

4.Overall Trends (Calendar Year)

Year	Total		Domestic		International	
	Operations	Change	Operations	Change	Operations	Change
2001	3,826,564		3,432,176		394,388	
2002	4,198,012	9.71%	3,769,630	9.83%	428,382	8.62%
2003	4,285,420	2.08%	3,804,224	0.92%	481,196	12.33%
2004	4,606,122	7.48%	4,092,010	7.56%	514,112	6.84%
2005	4,727,826	2.64%	4,191,692	2.44%	536,134	4.28%
2006	4,745,746	0.38%	4,166,506	-0.60%	579,240	8.04%
2007	4,824,960	1.67%	4,180,510	0.34%	644,450	11.26%
2008	4,293,446	-11.02%	3,683,244	-11.89%	610,202	-5.31%
2009*	1,121,742		946,436		175,306	

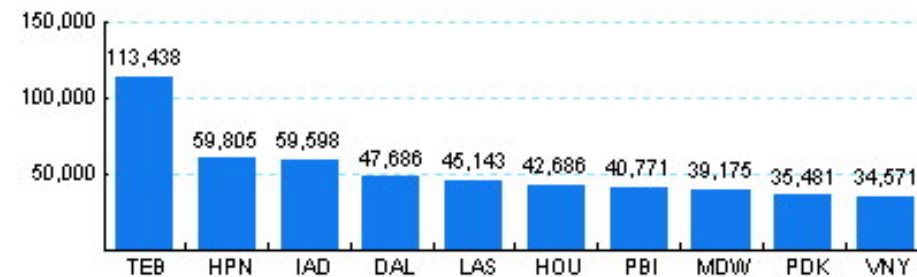
* - Year to date
Source: ETMSC
Note: International flights include US to Foreign, Foreign to US and all foreign operations.

5.Top Ten Aircraft for Domestic Business Jet Operations May 08 - Apr 09



Source: ETMSC

6.Top Ten Airports for Domestic Business Jet Operations May 08 - Apr 09



Source: ETMSC