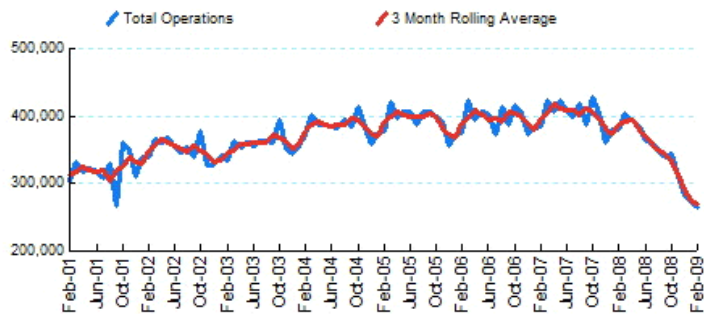


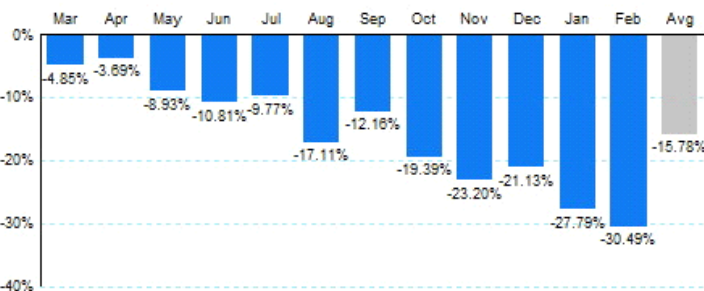


1.Total Business Jet Operations



Source: ETMSC
Note: Operations refer to arrivals and departures.

2. Year Over Year Change in Business Jet Operations Mar 08 - Feb 09 vs. Mar 07 - Feb 08



Source: ETMSC

3.Monthly Trends

Month	Total			Domestic			International		
	2008-2009	2007-2008	Change	2008-2009	2007-2008	Change	2008-2009	2007-2008	Change
Mar	403,832	424,430	-4.85%	343,488	366,804	-6.36%	60,344	57,626	4.72%
Apr	391,614	406,614	-3.69%	338,322	353,574	-4.31%	53,292	53,040	0.48%
May	384,996	422,752	-8.93%	329,682	366,626	-10.08%	55,314	56,126	-1.45%
Jun	363,528	407,602	-10.81%	309,388	348,558	-11.24%	54,140	59,044	-8.31%
Jul	360,270	399,286	-9.77%	308,542	343,458	-10.17%	51,728	55,828	-7.34%
Aug	347,492	419,198	-17.11%	300,298	365,096	-17.75%	47,194	54,102	-12.77%
Sep	339,100	386,034	-12.16%	292,942	334,254	-12.36%	46,158	51,780	-10.86%
Oct	344,562	427,452	-19.39%	299,520	373,256	-19.75%	45,042	54,196	-16.89%
Nov	310,358	404,138	-23.20%	265,836	350,682	-24.19%	44,522	53,456	-16.71%
Dec	284,606	360,848	-21.13%	241,646	309,232	-21.86%	42,960	51,616	-16.77%
Jan	274,420	380,022	-27.79%	231,098	325,612	-29.03%	43,322	54,410	-20.38%
Feb	264,630	380,724	-30.49%	225,034	326,330	-31.04%	39,596	54,394	-27.21%
Total	4,069,408	4,819,100	-15.56%	3,485,796	4,163,482	-16.28%	583,612	655,618	-10.98%

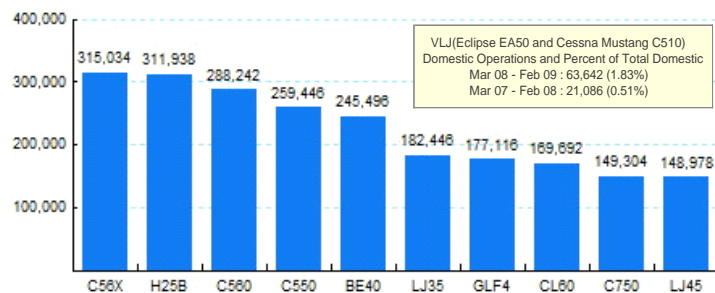
Source: ETMSC
Note: International flights include US to Foreign, Foreign to US and all foreign operations.

4.Overall Trends (Calendar Year)

Year	Total		Domestic		International	
	Operations	Change	Operations	Change	Operations	Change
2005	4,727,826		4,191,692		536,134	
2006	4,745,746	0.38%	4,166,506	-0.60%	579,240	8.04%
2007	4,824,960	1.67%	4,180,510	0.34%	644,450	11.26%
2008	4,291,104	-11.06%	3,681,606	-11.93%	609,498	-5.42%
2009*	539,050		456,132		82,918	

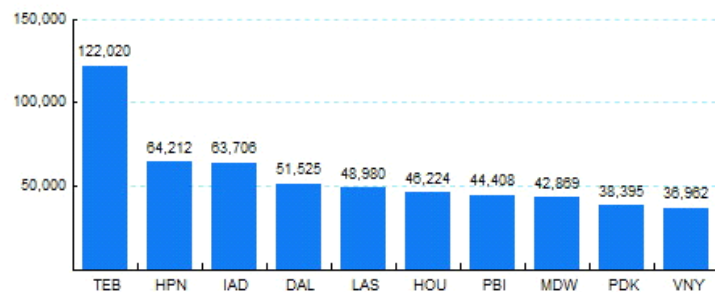
* - Year to date
Source: ETMSC
Note: International flights include US to Foreign, Foreign to US and all foreign operations.

5.Top Ten Aircraft for Domestic Business Jet Operations Mar 08 - Feb 09



Source: ETMSC

6.Top Ten Airports for Domestic Business Jet Operations Mar 08 - Feb 09



Source: ETMSC

Comments:

.....